



6500F

FIXED CHAMBER ROUND BALER

WHEN FARMING MEANS BUSINESS

Realising the full potential of farming is about growing and developing your business, not only your crop or livestock, but also your profit. Improve productivity and profitability by focusing on the positives and minimising disadvantageous aspects, through strong, dedicated management.

Success springs from determination and clear targets, from laying down the appropriate strategy and allocating correct investments for the future. Quality results require the right ideas and equipment. When there is work to be done, you need the optimal setup and smart solutions that support you towards an easier, more profitable way of working. You need solutions that make tough and demanding conditions less complicated.





The IM Farming logo appears when the implement can be connected to our smart farming systems and accessories, essential for managing your business.



BALE

As a professional engaged in baling and wrapping, you pride yourself on providing the best result for your customers.

The need to satisfy ever increasing demands, while simultaneously improving the quality of the job being carried out is a given.





KVERNELAND 6500F SERIES

HIGH OUTPUT, HIGH PERFORMANCE


Bale Production on a New Level

Extensive knowledge from many years in the baler business have been incorporated into the new Kverneland 6500F fixed chamber baler from Kverneland. **Unrivalled bale quality, superb output and outstanding reliability** are key features provided by the fully optimized design.

The production of high quality bales is key to efficient operation. Experienced baling professionals will appreciate the well formed, dense bales. They don't just look good, but they are better to wrap, stack and transport, giving **benefits all the way down the line, maximising forage quality** and the feed value of valuable crops.

Cost effective and profitable

CLEAN RAKING PERFORMANCE IN ALL CROPS



Assured handling of the widest swaths with Kverneland 6500F's new super wide 2.3m working width pick-up.

High Capacity Pick-Up

Despite its class leading working width, transport width remains narrower than rivals due to an innovative internal drive system – there's no need to remove or fold the guide wheels prior to road transport, making your life easier and reducing downtime.

The low profile reel effectively gets under the shortest crops, while five rows of closely spaced tines provide clean raking even in the toughest working conditions. Performance has been further enhanced with 10mm longer tines in combination new with wider strippers for even more effective cleaning in wet conditions.



Large diameter roller crop press facilitates crop flow at high intake speeds.

New 2.3m Extra Wide Pick-up

- Equipped with five tine bars with 34 tines per bar.
- Each tine bar is supported by four ball bearings along its length.
- Twin easy access cam tracks located at both ends of the pick-up.
- Large diameter roller crop press for increased intake speeds.
- Innovative inboard driveline design for reduced transport width.



2.3m Pick-up.



Hydraulic pick-up lift with integrated suspension system for accurate ground following.



Generous flotation tyres with simple height adjustment.

Renowned Reliability

As well as offering outstanding performance Kverneland pick-up reels have a reputation for reliability. Compare the specification with competitors and the difference is clear to see: Each tine bar is supported on multiple bearings, while the tine bars are operated by a cam track located at both ends of the pick-up.

In addition the entire pick-up driveline on Kverneland 6500F models has been upgraded for further enhanced durability – a truly great combination that gets your crop off the ground with minimal maintenance during long working days.



Compact internal Drive System

The Kverneland 6500F pick-up features a patented internal drive system. This offers multiple advantages compared to conventional systems:

- Overall width is reduced as the drive sprocket is contained within the guide flares, so pick-up wheels do not need to be removed for transport. (although on board storage is also provided for those really tight spots).
- The twin cam tracks are located on the outside of the pick-up frame, allowing for easy access to both the cam itself and the cam follower bearings.
- The large diameter drive sprocket results in reduced wear potential compared to separate externally mounted sprockets.
- There is no 'dead area' at the outside of the pick-up to potentially restrict crop flow.

HUNGRY INTAKE PERFORMANCE SUPERIOR CAPACITY



Crop hungry intake Performance

A new intake rotor with re-profiled tines and a 15% larger diameter provides assured capacity to cope with the toughest harvest conditions. Tines are arranged in a double helix which has been shown to reduce peak loads. The resulting boost in performance is especially useful when working in heavy first cut crops.

Extra capacity in all Crop Conditions

Reduced power requirement compared to previous models is provided by a new design of cutting floor, which features a smoother profile for improved crop flow. Enjoy hassle free blockage clearance with Kverneland's patented parallelogram drop floor system. It's unique action gives increased clearance when lowered, not just at the rear like conventional drop floors, but also at the front, so you are quickly back baling again.

Individual Knife Protection

Each knife is individually spring protected against foreign obstacles, giving a higher level of protection than systems that protect only the complete knife bank. In the event of contact with an foreign object such as a stone, the knife will deflect. When the obstacle has passed, the knife automatically resets. Working with or without knives can be selected from the comfort of the tractor seat, with the monitor showing the status of the knives at all times.


Superior chopping – for improved silage quality

New SuperCut 15 Chopping System for optimum Cutting Performance

New SuperCut-15 knife pre-chopping system provides higher efficiency and improved crop flow into the baler. Specially profiled knives have been developed to give a consistent chop length with a low power requirement. With a chop length of 70mm, it is the ideal solution for producing tight, dense bales, which result in improved fermentation, with the further benefit of easier feeding out of bales and less wastage.



SuperCut-15 intake rotor.

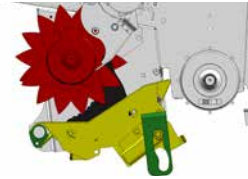


Parallelogram DropFloor System for faster Unblocking

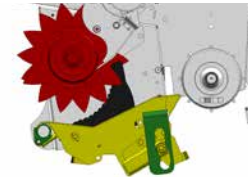
The SuperCut 15 intake system is equipped with the super effective Kverneland Parallelogram drop floor system, which brings faster and easier clearing of blockages. The system not only lowers the rear edge of the drop floor as per traditional systems, but also lowers the front section of the floor, where a blockage is more likely to occur.

Easier removal of all blockage types = More time baling

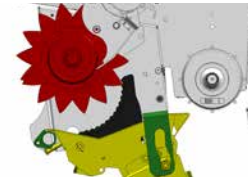
Drop Floor in working position.



Drop Floor in mid position.



Drop Floor in fully lowered position.



POWERBIND: GREAT LOOKING BALES – TIME AFTER TIME



The PowerBind net wrap system spreads the net past the edge of the bale.



Easy access storage for two spare rolls of net for long working days.

Fast Acting Net Cycle

Kverneland 6500F is equipped with the [patented front mounted PowerBind net system](#). PowerBind eliminates troublesome feed rollers and has market leading cycle time.

Minimum Time Stationary – Maximum Time Baling

The net is [continuously retained in the PowerBind injection arm](#). When the bale is 90% complete the arm moves forward ready for the net injection. When the bale is 100% complete net is fed directly onto the bale in a flat movement angle keeping the net tight at all times, [providing accurate and extremely reliable net injection](#). PowerBind gives you the [confidence of doing a professional job](#), without influence from wind or crop build-up.



With a Kverneland 6500F baler you're sure to leave a field of great looking bales. Kverneland's PowerBind net system ensure neat, tightly wrapped bales.

Low Net Loading Height

PowerBind offers very low loading height for maximum convenience and time saving. To replace the empty roll just swing out the shaft and slide on a new roll.



Very low loading height and easy threading of the system make for minimum downtime and maximum time baling.



SETTING AND CONTROL IN COMFORT



- ① Knife, drop floor & pick-up selection
- ② Bale growth indicator
- ③ Daily bale counter

- ④ Bale density adjustment
- ⑤ Net quantity adjustment
- ⑥ Display showing current baling pressure

Easy to Use Control Systems

Take long working days in your stride, with 6500Fs' simple to use control system. Clear colour screen displays and simple graphics show baling information at a glance. All important settings are made from the comfort of the tractor seat, allowing on the move adjustment and a comfortable working environment.

Focus 3

Kverneland 6500F is standard equipped with the Focus 3 terminal designed for easy operation with the following functions controlled from the terminal:

- Bale density adjustment
- Net quantity adjustment
- Tying information during binding cycle
- Selection of manual or automatic binding
- Five daily bale counters & total bale counter
- Selection of knives, drop floor or pick-up raise/lower function





Tellus GO+ terminal.



IsoMatch Tellus Pro terminal.

IsoMatch Tellus GO+* – Compact ISOBUS Terminal

IsoMatch Tellus GO+ is a full ISOBUS terminal. The compact design makes it easy to integrate in the tractor cab. Tellus GO+ is equipped with a 7-inch full colour touch screen with hard keys combined with a rotary switch for direct access to main functions.

IsoMatch Tellus Pro Terminal*

The IsoMatch Tellus Pro is a virtual terminal combining two Interface screens in one terminal. The 12" touch screen offers ergonomic use and is designed for clear viewing during long days of operation. With an ever increasing number of functionalities, such as rear view cameras, the Tellus Pro terminal allows the baler interface to be viewed in the top screen, with a camera display to monitor finished bales active in lower part.

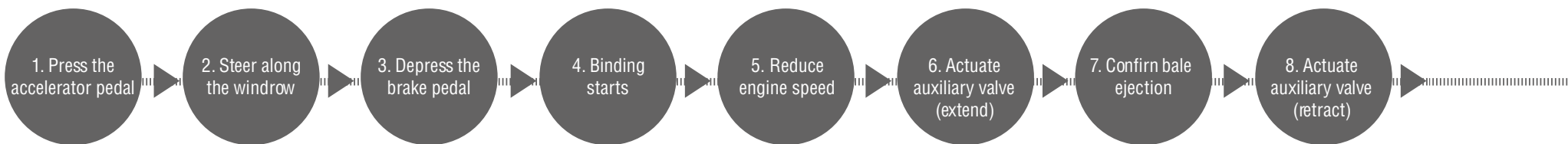
(*) These fully ISO terminals can be fitted on 6500F, provided the baler is factory ordered with IsoBUS compatibility option.

ISOBUS (option)


All models can be optionally specified with full ISOBUS compatibility for direct connection to an ISOBUS tractor, enabling the baler to work through the tractor terminal. In addition to direct connection to the tractor, ISO specified machines can also be supplied with either Tellus GO+ or IsoMatch Tellus Pro touch screen terminals.



Fewer actions during baling



Process sequence for standard operation: 10 steps per bale



TIM 1.3 process sequence with driving speed set by the TIM server: **2 steps per bale**

TIM BALER (OPTION)

THE IMPLEMENT CONTROLS THE TRACTOR



TIM (Tractor Implement Management)

TIM is a cross-product and cross manufacturer ISOBUS solution for the agricultural machinery industry whereby the implement is able to control certain tractor functions.

Baling is one of the jobs that requires the greatest number of actions from the operator. A Kverneland 6500F Series round baler specified with TIM option handles most of these tasks itself. As a result, it not only provides a significant gain in comfort and efficiency, but also ensures consistently high bale quality.

Key advantages in baling

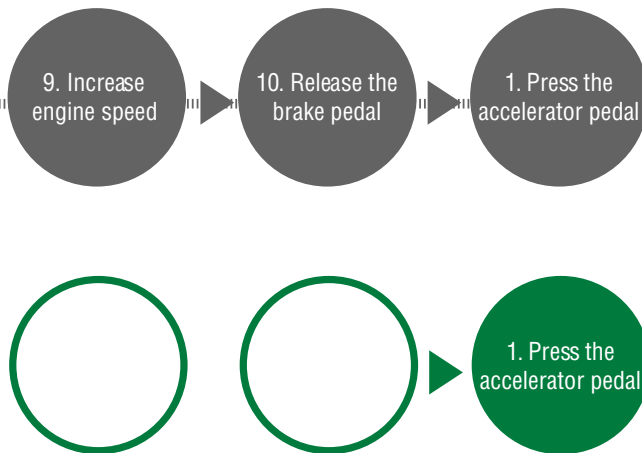
The TIM system really comes into its own in baling operations where the working windows are often narrow due to weather conditions. The work is completed more quickly and with a higher bale quality.

Contractors and large farms in particular benefit from the user-friendliness of the TIM technology, which can be quickly mastered by different operators. The cost aspect is another factor to bear in mind. Highly efficient use of a TIM equipped baler results in lower costs for parts that wear out, fuel, tyres and so on.

Enormous savings in work steps

If the operator is inexperienced or tired, bale quality and output suffer. With the help of TIM technology, the baler can perform a number of actions for the driver, meaning a significant increase in comfort. For every 100 bales, TIM can save up to 800 operations.

Because the baler opens the tailgate as soon as the bale is tied, this also increases efficiency, especially when the operator is tired. If the system detects a completed bale is ready to be released on a slope the driver is alerted and automatic bale release is paused. The operator can override the automatic process at any time during baling.





SPECIALIST
for heavy silage conditions

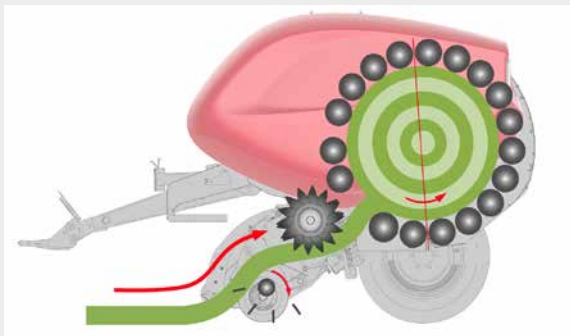
POWERMAX FULL ROLLER BALE CHAMBER – MULTI-CROP FLEXIBILITY

Top Performance in all Conditions – Kverneland 6500F is the specialist baler for heavy silage conditions. The bale chamber is formed by 18 ribbed profile rollers which ensures maximum bale density and superb bale rotation in all conditions, while power requirement is also kept to a minimum for more efficient operation.



Lower main bale chamber with twin support rollers.

High density bale production with PowerMax full roller bale chamber



Full Roller Bale Chamber for Ultimate Versatility
The PowerMax bale chamber incorporates 18 heavy duty rollers arranged in a perfect circle for maximum bale rotation capability in all conditions. This is the ideal solution for producing well shaped and dense bales.



Perfect Bale Formation

Production of consistent, high density bales in both wet and dry material is assured. Two rollers in the lower section of the main bale chamber spread the load, reducing stress and increasing working lifetime.



Electronic bale density control.

Adaptable Bale Density

For ultimate flexibility and ease of operation bale density is hydraulically controlled and continuously monitored electronically. Density level can be precisely tailored from the comfort of the tractor cab according to prevailing crop conditions.

RUGGED DRIVELINE CONCEPT – ULTIMATE RELIABILITY


Kverneland 6500F – Designed for the Toughest Conditions

In today's busy world no-one can afford downtime. In a busy baling season timeliness is everything. To guarantee the lowest possible running costs, the Kverneland engineering team came up with a simple yet rugged driveline for Kverneland 6500F.

From the one piece integrated main input gearbox, through to oversize drive sprockets and 50mm diameter roller bearings, everything is geared towards ultimate durability, driving down maintenance and operating costs.

All bale chamber drives are by heavy duty 1¼" pitch chain for a longer lifetime and reduced maintenance.





One piece integrated input gearbox.

High Specification Combined with Simple Maintenance

Time is money – and less time spent on daily maintenance, means more time for baling. The SuperCut intake rotor and all bale chamber drives are equipped with heavy duty 1¼” pitch chains.

Long-life ‘HBC’ rated chains are specified and are all equipped with a spring loaded tensioner with handy gauge plate, allowing you to see at a glance if adjustment is required. Joiner links on chains are also colour marked for easy identification at a later date.

Drive sprockets are attached by taper-lock bush, completely eliminating any possibility of wear compared to splined or keyway type fixings.

Efficiency and Performance – are Unmatched

Integrated Gearbox

Kverneland 6500F features a one piece integrated input gearbox, which also incorporates drawbar and parking stand mountings. Drive to the rotor and bale chamber are split, balancing out torque loadings, while separate output shafts and bearings are eliminated. Perfect alignment and distribution of loads is guaranteed – your assurance of long term reliability.

Steel Hydraulic Pipes for Ultimate Reliability

Every step has been taken to maximise reliability. Rubber hoses have been eliminated from the hydraulic system wherever possible and replaced with steel pipes for ultimate durability.



Heavy Duty Bearings for Extended Service Life

Bale chamber rollers are carried on 50mm diameter bearings at both ends. Over specified double row bearings are utilised on six main load points for maximum capacity and assured long term reliability even when working in tough conditions.



1¼” High specification ‘HBC’ chains are utilised on all bale chamber and rotor drives.



Rigid steel pipes for hydraulic circuits.

QUALITY & RELIABILITY – REDUCED DOWNTIME



Experience and Intuition Built-in

Decades of experience designing machines to perform all over the world go into building every Kverneland baler. As well as a focus on in-field performance, ease of maintenance and carrying out routine service tasks have been given a high priority.

The optional bale ramp ensures the bale rolls clear of the tailgate to avoid having to reverse before discharging the completed bale.



Automatic Chain Lube for Extended Life

Keeping chains correctly lubricated is crucial to **extended lifetime**. Kverneland 6500F is equipped with an automatic system supplying oil to each individual chain. The system is equipped with a **generous six litre capacity tank**, while the **quantity of oil delivered to each outlet** can be individually fine tuned to vary the amount of oil provided. **Each oil pipe is colour coded for simple identification.**



Large capacity chain lube tank.



Automatic chain lubrication with individually adjustable outlets.

Remote Greasing Facility for Bale Chamber and Intake Rotor Bearings

Bearings are **simply greased** from four centralised grease banks. Sequential distribution ensures an **equal quantity of grease is supplied to each bearing.**



Remote grease bank for bale chamber roller bearings.



Automatic chain lubrication is standard on Kverneland 6500F.

TECHNOPACK (OPTION)

GET TO KNOW MORE ABOUT YOUR BALE

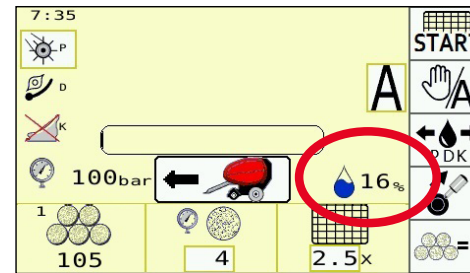
TechnoPack (option) has been developed to offer professional farmers and contractors the optimum solution in terms of crop harvesting management.

TechnoPack

The moisture level of crop entering the bale chamber during the baling process is **continuously measured and displayed** on the baler terminal.

Sensor plates are mounted in the lower part of the bale chamber, from which the system **calculates the percentage of moisture inside** the bale. The system is able to detect moisture levels up to 50% allowing the driver to decide at any time if crops such as hay or straw are fit to bale - your assurance of always **preserving the best possible forage quality**.

Moisture sensors located inside bale chamber.



Bale Ramp Sensor

Also included in the TechnoPack is a bale ramp sensor which **gives a signal when the discharged bale is clear of the bale ramp**.

Average moisture content for completed bale is displayed

Moisture Measurement

For added operating convenience the TechnoPack **gives continuous real time readout of crop moisture level during baling***. During the binding cycle the average moisture content for the completed bale is displayed.





ORIGINAL PARTS & SERVICE

LET'S FOCUS ON YOUR BUSINESS

ORIGINAL
PARTS

- 
- ① LONG LASTING, HIGH QUALITY SPARE PARTS
 - ② OVER 100 YEARS OF PARTS KNOWLEDGE
 - ③ SUPPORT FROM A WIDE NETWORK OF DEALERS
 - ④ 24/7 SPARE PARTS SERVICE
 - ⑤ HIGHLY SKILLED DEALER TECHNICIANS

MYKVERNELAND

SMARTER FARMING ON THE GO

A personalised online platform tailored to your machine needs

With MYKVERNELAND you will benefit from easy access to Kverneland's online service tools.

Receive first hand access to information on future developments and updates, operator and spare part manuals, FAQs and local VIP offers. All information is gathered in one place.



REGISTER YOUR PRODUCT NOW:
MY.KVERNELAND.COM

TECHNICAL DATA

	Fixed Chamber Round Baler							
Model	6500F							
Dimensions & Weight								
Length mm	4150							
Width mm	2750							
Height mm	2300							
Weight appr. kg	3600							
Bale Chamber								
Rollers (nb)	18							
Diameter m	1.25							
Width m	1.23							
Bale ramp	○							
Tear drop plate	○							
Central roller bearing greasing system	●							
Pick-up								
Working width mm	2300							
Tine rows (nb)	5							
Tines/row (nb)	34							
Tine spacing mm	60							
Roller crop press	●							
Cam clutch protection	●							
2 Pneumatic gauge wheels	●							
Intake								
SuperCut 15 knives	●							
Single knife protection	●							
Drop floor with unique pateneted parallelogram action	●							
Driveline								
Integrated one piece input gearbox	●							
1 ¼" HBC Bale chamber & rotor drive chains	●							
Automatic chain lube system	●							
PTO with wide angle joint & 2200 Nm Cam clutch protection	●							

	Fixed Chamber Round Baler							
Model	6500F							
Binding (PowerBind)								
Net roll capacity (including one in use)	3 rolls							
Operation								
Focus 3 terminal (non Isobus)	●							
Isobus compatibility option	○							
IsoMatch Tellus Go (only with Isobus option)	○							
IsoMatch Tellus Pro (only with Isobus option)	○							
Hydraulic outlets	1SA+1DA							
Wheels and Axles								
15.0/55-17	●							
19.0/45-17	○							
500/50-17"	○							
550/45-22.5	○							
Hydraulic brakes	○							
Air brakes	○							
Reversible drawbar	●							
PTO (rpm)	540							
Recommended power requirements (kW/hp)	65/85							

- Standard equipment
- Option
- Not available

Information provided in this brochure is made for general information purposes only and for worldwide circulation. Inaccuracies, errors or omissions may occur and the information may thus not constitute basis for any legal claim against Kverneland Group. Availability of models, specifications and optional equipment may differ from country to country. Please consult your local dealer. Kverneland Group reserves the right at any time to make changes to the design or specifications shown or described, to add or remove features, without any notice or obligations. Safety devices may have been removed from the machines for illustration purposes only, in order to better present functions of the machines. To avoid risk of injury, safety devices must never be removed. If removal of safety devices is necessary, e.g. for maintenance purposes, please contact proper assistance or supervision of a technical assistant. © Kverneland Group Ravenna S.r.l.

WHEN FARMING MEANS BUSINESS

kverneland.com