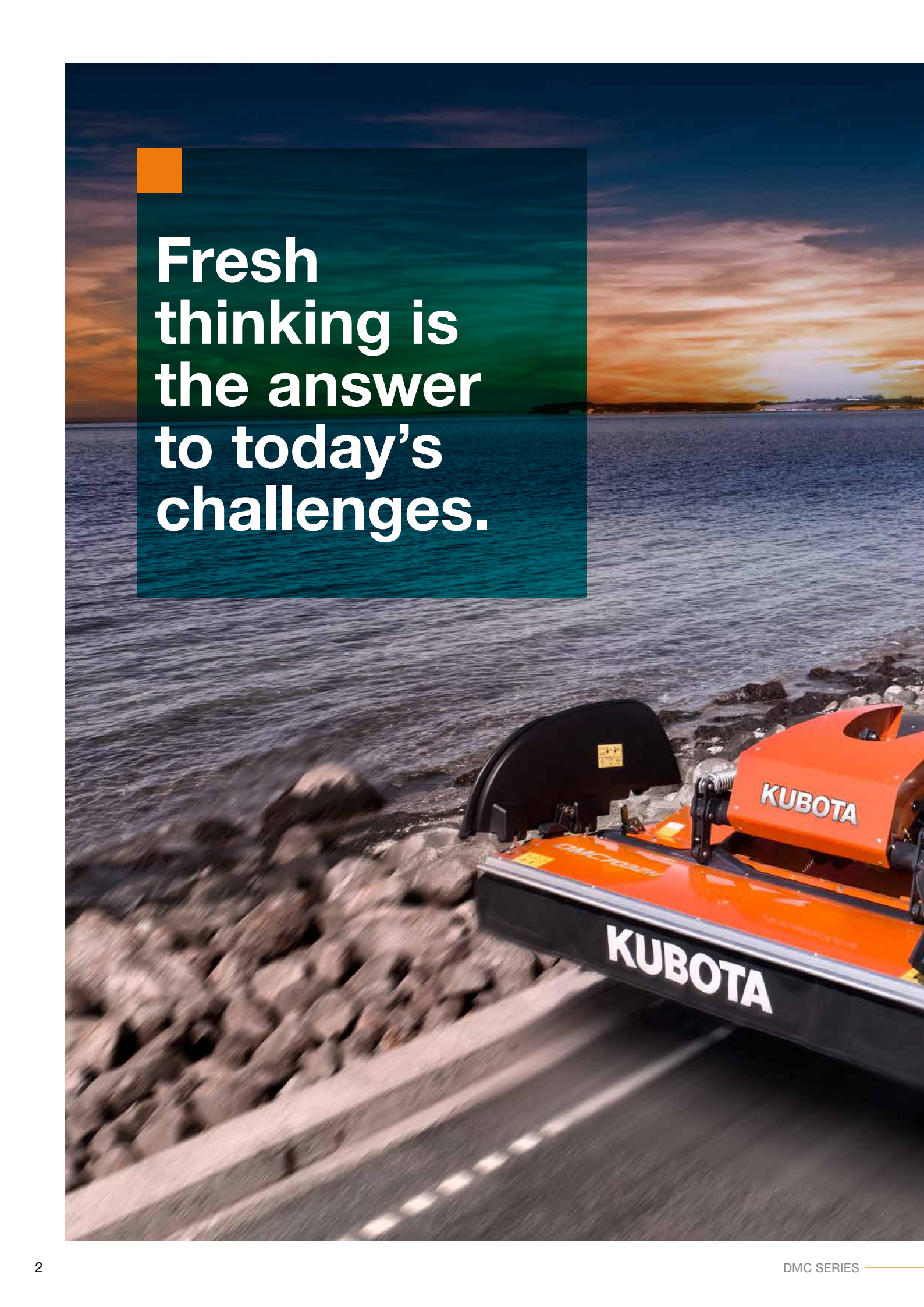


For Earth, For Life
Kubota

DMC

KUBOTA
DMC SERIES



A Kubota DMC Series amphibious tractor is shown from a low-angle perspective, positioned on a paved road. The tractor is primarily orange with black accents and features the 'KUBOTA' logo in white on its side and front. It is parked on the edge of a rocky shoreline, with a body of water extending to the horizon under a dramatic sunset sky with orange and blue hues. A semi-transparent teal box with white text is overlaid on the left side of the image. A small orange square is located at the top left of this box.

**Fresh
thinking is
the answer
to today's
challenges.**

The challenges facing the agricultural sector are becoming increasingly bigger. And when times are tough, only one thing helps: a new way of thinking. Envisaging alternative options and making smart decisions. For your next tractor purchase, this means opting for efficiency instead of image. For a tractor that can do tough work with top performance whilst under constant strain. And all that at a reasonable price. A Kubota tractor is exactly the right alternative at times like these.





#Cutterbar

Cutting performance in new dimensions

Kubota disc mowers have been developed with the clear goal of achieving perfect results under all conditions. Thanks to their reliability, robustness and precision, you can concentrate on getting your work done in the best possible way.



Did you know?

Did you know that Kubota produces its own engines and that Kubota is the global market leader for industrial diesel engines under 100 hp? You might be surprised to learn under which bonnets Kubota engines are at work. Top quality and efficiency are the main ingredients of this success.



Low noise cutterbar

The Kubota cutterbar is designed for low maintenance and quiet operation. Operators will appreciate the low noise of the new cutterbar during a long and busy working day. The long curved gear wheels run smoothly in oil and provide lots of transfer of power with little slack.

Heavy duty cutterbar

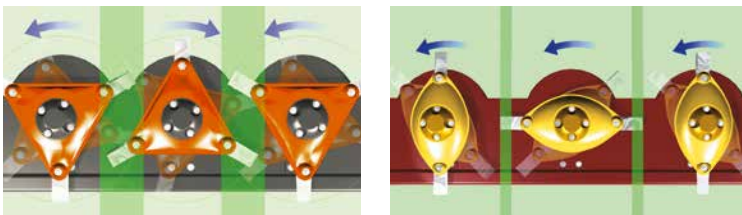
The Kubota cutterbar's high oil capacity ensures a very low working temperature for efficient oil cooling and lubrication of the entire cutterbar. The fully welded cutterbar with overlapping C-channels makes for a very stiff and strong design, ensuring very high level of durability.

Three bladed discs for more cuts

With three blades per disc Kubota mowers are constantly cutting. This means a third less load per blade; an even load on the drive; smoother power usage; and produces a neat, cleanly cut stubble. Each steel blade is precisely angled to immediately convey the cut crop upwards with a combination of mechanical action and air flow.

Counter-Rotating cutting discs for improved overlap

All Kubota mowers have an even number of counter-rotating discs. Apart from the immediate crop transport to the rear this system ensures that even in wet conditions no stripes of uncut forage are left in the field.



Kubota's counter-rotating three bladed discs provide a wider overlap on each disc compared to solutions with uneven number of discs.



Specially tooled gear wheels with round design and long teeth result in low noise levels and efficient power transmission.

'Express' quick change of knives

All disc mowers in the Kubota range can be fitted with the 'Express' system for quick and easy changing of knives. Simply place the lever around the bolt, release the spring by turning the lever, and the knife is ready to be replaced by a new one.



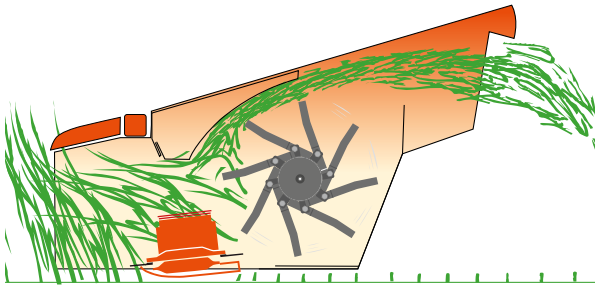
Fully welded cutterbar with overlapping C-channels for a very strong and stiff construction.



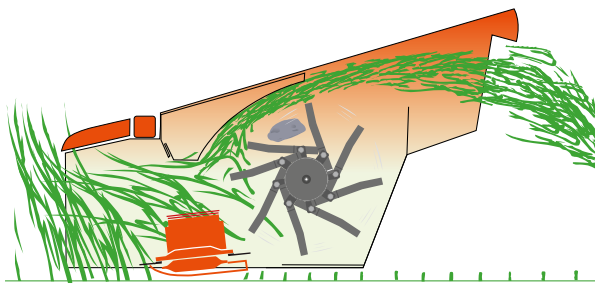
Effective conditioning: what makes SemiSwing stand out

Utilizing the centrifugal force is what makes the Kubota SemiSwing conditioner stand out to other conditioner systems. It offers aggressive conditioning effect with excellent protection of the tines and virtually no wear.





During operation tines will stay in a fixed position, providing full conditioning with minimum wear.



It requires a weight of 22kg on the tine to pivot the SemiSwing tine backwards.

Aggressive conditioning – minimum blockages

SemiSwing gives you aggressive and full conditioner effect. When the rotor starts the SemiSwing tines will instantly move into their working position and stay in a fixed position.

The angle and position of the SemiSwing tines ensures best possible crop transport. The crop is moved away from the conditioner rotor towards the conditioner plate. The result is reduced risk of blockages and optimum use of the conditioner plate.

Excellent tine protection – no maintenance

When hitting an obstacle, the SemiSwing steel tines are able to pivot backwards and let obstacles pass through. This allows large obstacles (up to 103mm) to pass without breaking the tines. No broken tines will end up in the following pick-up and no repair is required on the conditioner rotor. It requires a weight of 22kg on the tine to pivot the Semi-Swing tine backwards.

This means the tine will stay in a fixed position during conditioning. The benefit is no movement during rotation, meaning virtually no wear and tear on the brackets and full conditioning effect.

Roller conditioning – gentle conditioning of fragile crop

The roller specification machines are equipped with two chevron profiled conditioning rollers. The rollers are nearly the same width as the cutterbar and counter rotate, quickly transferring the cut crop from the cutting discs in between the rollers. The rollers provide gentle, yet effective conditioning of fragile crops such as lucerne/alfalfa, keeping leaf loss to an absolute minimum. Conditioning intensity is varied by adjusting the minimum gap and the spring pressure exerted between the upper and lower rollers.

The special roller configuration with the top roller located further forward than the bottom roller provides a better flow of material.



Nylon tine conditioning

Further adding to the Kubota conditioner systems is the choice of nylon tine conditioning. The nylon tines are very rigid, yet durable, and will flex without breaking, if meeting an obstacle. This is an ideal solution when working in hilly conditions or with smaller tractors, as the weight of the nylon tines are less than with traditional steel tines.



Higher level operator comfort: a quick change artist

Performance and maximum comfort. This concept combines both to meet the exacting demands of any job in the field. The conditioner hood can be independently adjusted at both front and rear ends to customize the conditioner to crop intensity, for improved grass flow and power consumption.





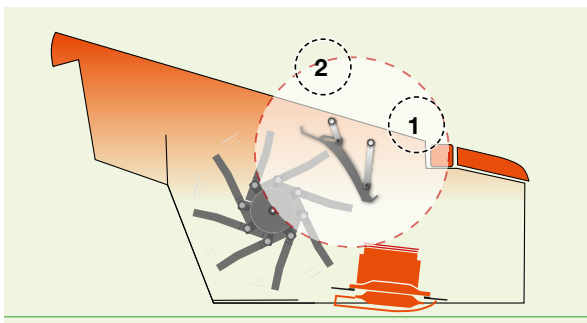
The front end (1) is adjusted separately to suit the crop intensity, even for massive crop, to avoid any blockages.

Dual adjustment of conditioner

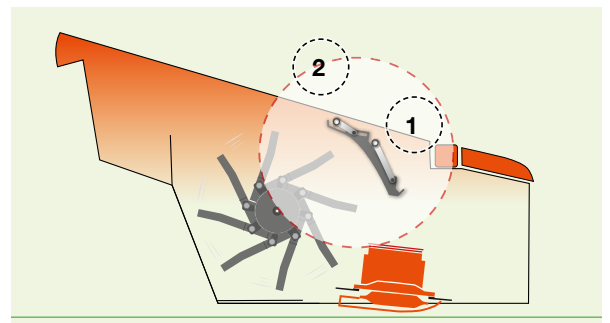
The conditioner plate can be adjusted at both front (1) and rear (2) ends to customize the conditioner to crop intensity.

Even more efficient conditioning

The front end is adjusted separately to suit the crop intensity, even for massive crop, to avoid any blockages. Rear end is adjusted to ensure smooth and efficient crop flow into swaths or widespreading.



Front and rear end fully closed, for efficient conditioning in low crop conditions.



Front and rear end open, allowing unobstructed passage of massive amounts of crop.



#DMC8000-8500

Kubota suspension for clean cutting action: protecting ground and machine



The DMC8000 and DMC8500 series are engineered with the unique Kubota suspension concept. The complete mowing section including the conditioner is suspended independently from the main chassis by either two or four long adjustable suspension springs, allowing field tracks and contours to be closely followed.

If an obstacle is encountered in the field, the mowing section will lift up and backwards, protecting the cutterbar from damage. When the obstacle is passed, the mowing section automatically returns to the working position.

A simple crank adjusts the whole cutterbar assembly up or down to a desired stubble height. Additional skids are available to increase cutting height.



Easy adjustment of stubble height.



The suspension springs allow the mower to closely follow ground contours in uneven conditions. The cutting section can adapt 500mm up and 150mm down.



Accurate sideways adaptation

The long spring design allows for excellent ground following ability. In uneven fields, the mower is able to adapt +500mm/-150mm.

Even ground pressure

The suspension springs are fitted on the widest possible position of the mowing section to ensure even ground pressure. Weight on ground is stable and only approx. 50–60kg on each side.

Effective protection against foreign obstacles

The suspension rod is fitted between mowing section and mainframe. This ensures that distance between suspension rod and pushing arm is constant. When an obstacle in the field is encountered, the mowing section will move backwards and automatically raise to allow the object to pass. The mower will automatically return to working position once the obstacle is navigated.



The suspension springs ensure excellent sideways adaptation of the complete mowing section.



When an obstacle is encountered, the mowing section is forced backwards and the special suspension rod ensures that the mowing section is automatically lifted upwards and above the object.



#DMC8000-8500



Trailed mower conditioners: tailored to any request

Including features such as SemiSwing conditioner, low maintenance cutterbar, independent active suspension, swath belt and FlipOver widespreading, DMC8000 and DMC8500 series machines are ready to meet every request with exceptional performance.



The swivel hitch headstock with reversible gearbox provides optimal manoeuvring ability.

Tough and reliable In every situation

Being prepared when mowing needs to take place is essential. Our machines are designed to offer maximum productivity and in addition we have a global support network standing by, dedicated to helping you do more, so you can make the most of the time available.



A lifting height of 500mm, ensures excellent ground clearance for transport and during headland turning.



The mower can be operated on either side of the tractor...



...which saves valuable time.



Centre pivot drawbar

The DMC8500 models are supplied with a centre pivot drawbar for mowing both to the right and left sides of the tractor. This important advantage in mower design allows mowing a field in one continuous process, without the need for constantly opening up new 'lands'.

Consequently time consuming short runs are eliminated and mowing capacity is increased. As is the output of the following machinery, as you can prevent creation of triangular or add shaped plots. Turning on headlands is much easier, because the hydraulically operated drawbar allows the turning circle to be significantly reduced, saving time and reducing the number of instances where cut crop is driven over.



#DMC8000-8500

Did you know?

Did you know that our parts are manufactured to the same high standards and strict specifications as the Kubota machines? Genuine parts will always work and fit as intended, and are guaranteed to keep your machine running at maximum performance.



When placing the first swath, the belt is raised and hydraulically lowered for the second swath.



The crop is directed inwards, away from the unmovn crop.





Prepared whatever the weather

The Kubota DMC8000 and DMC8500 series can be fitted with a versatile swath belt to place two swaths into one. In this way the large swathes for large foragers or balers can be prepared, to speed up the collection of the crop.

The swath belt for improved performance

The swath belt can be raised and lowered from the tractor seat during operation. This allows you to adapt to each individual situation and requirement, without wasting valuable time.

Adjustable belt speed

The belt speed is infinitely adjustable from the cab. In this way, the swathes can be placed either side by side, or on the top of each other, ensuring a perfect match to the pick-up width of the following machine.

Easy-To-Use wide spreading kit

The Kubota DMC8000 and DMC8500 series can be fitted with an easy-to-use wide spreading kit. This enables the crop to be cut and spread in one operation, saving both time and at least one tedder operation.

Hydraulic spreading plate

The spreading vanes are positioned as far to the rear of the machine as possible when in use. The increased distance from the conditioning rotor to the spreading vanes provides more even spreading of the material across the entire working width, which in turn ensures better wilting.



Setting DMC8000 and DMC8500 mowers for wide spreading is very simple.



Changing from swathing to wide spreading is a one-man job. Simply turn the rear plate 180°.



Dismount the two deflector doors and you are ready to mow.



#DMC7300



Optimum blend of precision and easy-of-use

The new DMC7300 series front mounted mower conditioners from Kubota brings new options to its line of mower conditioners. The DMC7300 series feature a host of new improvements to bring operator comfort to a higher level. The DMC7300 series is available in either 3.2 or 3.5m working width and with a choice of steel tine or roller conditioner.



Exceptional adaptation

The suspension design allows a transverse adaptation of 24° along with a total vertical working range of 670mm. If an obstacle is encountered, the ProLink will automatically lift the mower up and back, for maximum protection of cutterbar and machine.



Generous ground clearance for headland turns of 420mm, to pass large swaths without damaging them.



One-touch parking handle, to lock and prepare the machine for dismounting.



Hydraulic folding of FlexProtect guards (optional).



Stubble height adjustment is conveniently integrated directly into the suspension linkage. There is no need to tilt the A-frame of the tractor.



#DMC7300



250 mm



420 mm

Excellent down- and upwards ground following ability of 250mm and 420mm respectively.



Focus on the essentials

The complete DMC7300 series mower conditioner is designed for easy servicing and the low maintenance PTO shaft only requires one seasonal greasing.

Easy inspection

To make routine maintenance and daily inspection check quick and efficient, the design of the front hood has improved, allowing complete access to the cutterbar. When lifted up, the front plate stays in position by a hydraulic cylinder. With an inbuilt magnet, the front tarpaulin will stay on top of the front hood, when folded up.

Dual adjustment of conditioner hood

The new conditioner hood can be adjusted at both front and rear end to customize the conditioner to crop intensity. The build-in swath plates are easily set for swathing or spreading with no need to dismount for wide spreading.

Built-In swath plates

Changing from spreading to swathing or adjusting the swath width to crop conditions is done in seconds. The swath plates automatically expand when being slid inwards to support efficient and accurate swathing, and there is no need to dismount them to achieve full width spreading.




Dual adjustment of conditioner plate to customize to crop intensity.



Front cover is opened into a vertical position for easy access.



Integrated swath plates, easily adjusted to correct swath width.



Parking foot is easily activated and keeps the mower in level position when parked.



#DMC7028T-7032T-7032R-7036T

The combination mower

Kubota DMC7000T/R series machines can be used in combination with a variety of mower conditioners, including the DMC8000 or DMC8500 series, DMC6000N, DMC6300T or on its own, making these extremely versatile machines. With a working width of 2.8, 3.2 or 3.5m, the capacity of these machines is substantial.

Machines for professionals

Kubota DMC7000T/R series is characterized by an excellent design of the suspension and accurate ground following. In addition the Kubota cutterbar, with outstanding cutting performance and a choice of either SemiSwing steel tine or chevron roller conditioning is fitted onto these machines.

The SemiSwing concept is based on high quality steel tines with low wear and high resistance, and has proven to have significantly reduced maintenance costs. Furthermore these machines are fitted with a variable conditioner rotor speed, to adapt to varying crop conditions - All features making this machine a very professional solution.



Did you know?

Did you know that Kubota manufactures products in seven European countries? This proximity to the market is central to the company's philosophy. Each factory adheres to the same high Japanese quality standards, whether it is located in Germany, France, or Japan.



The suspension design protects the cutterbar against foreign obstacles.



NonStop BreakAway

To ensure maximum protection of the cutterbar, the Kubota NonStop BreakAway solution is implemented. During normal operation, the cutterbar is angled downwards, but if the Break-Away is activated, the cutterbar angle changes to a horizontal position, due to the geometry of the machine. This prevents the machine from damaging the ground surface.



Kubota DMC7032T with 3.2m working width and a weight of only 1230kg.



Compact design for excellent view during operation...



...and transport.



#DMC7028T-7032T-7032R-7036T

Exceptional adaptation ability

The suspension design has been designed to offer outstanding flotation and even ground pressure. The two large suspension springs have been moved further outwards to provide excellent side stability, which is reflected in optimum protection of the stubble and far less skid wear.

KUBOTA. Ground following system



Mower reacts instantly to uneven ground contours and can move 250mm down and 450mm up.



Vertical adaptation of 24° to adjust to uneven fields.



Heavy duty suspension springs for excellent ground adaptation.

Superior suspension protecting ground and machine

The moving pattern of the machines is extremely flexible, allowing downwards movements of 250mm and upwards of 450mm.

In addition an innovative suspension design allows a transverse adaptation of 24°. This ensures excellent adaptation to uneven ground contours and higher reachable speed.

Easy operation

Substantial efforts have been made to make daily operation as easy as possible. The clever design of the suspension creates an undisturbed view of the entire mowing area and excellent overview during transport. A clearance of 350mm is achieved during transport and headland turns.



250 mm






#DMC6332T/R-6336T-6336T Vario-63100T/R Vario

DMC6300 & 63100 series racing mowers: how you will benefit from QuattroLink®

Inspired by the racing world, Kubota has created a new series of mower conditioners with a ground breaking suspension concept – the QuattroLink®. The new DMC6300 & 63100 series has been designed for even more productivity and to handle tougher conditions than ever. With its accurate tracking ability and highly flexible working range this suspension is providing unrivalled cutting performance.



Like a race car you want better tracking, ability to go at faster speed and adjust instantly to changing field conditions when operating your mower conditioner. These are the main benefits you will experience when running these mowers. The four suspension arms provide the mowing unit with an exceptional flexibility in adapting instantly to demanding ground contours inviting for higher speed and more productivity.

New innovative suspension concept for accurate tracking

What makes the QuattroLink® suspension unique? The mowing unit is pulled by four suspension arms fitted onto a fixed carrying arm that allows the mowing unit to float independently over the field, adjusting highly accurately and instantly to any changes in ground contours.

No compromises on flexibility

The mowing pattern is extremely flexible with a vertical working range of 700mm up and down and a transverse working range of 30°. The four arm suspension concept ensures constant ground pressure during working operations.

Full width BreakAway protection

Our NonStop BreakAway system just got even better. With the new QuattroLink® suspension this system now offers protection across the full working width of the mower, including the part closest to the tractor. There are no limiting factors on the inside part of the mower, giving the driver true peace of mind. When hitting an obstacle in the field, the mowing unit will instantly move backwards and up, and then return to the original position.



Ground pressure is easily set from the tractor seat, hydraulic with an easy to read pressure scale on the mower for clear guidance.



Exceptional ground following system. The four suspension arms provide an adaptation range of 400mm upwards and 300mm downwards for accurate tracking.



Excellent adjustment to uneven field conditions with a transverse working range of 30°.



BreakAway Protection – When encountering an obstacle in the field the mowing unit will swing backwards and over the obstacle, even on the inside of the mower, and then return it to the original working position. No need to stop – no time lost.



Efficient headland management: mowing made easy

The DMC6300 & 63100 series provides generous clearance across the complete cutterbar, including the inside area. When lifting the mower on headlands, the mowing unit is raised and the carrying arm is tilted to a 10° angle. This provides these machines with a level ground clearance of minimum 500mm across the full working width. When lowering the mowing unit the carrying arm is lowered evenly without one side touching the ground before the rest of the mower, avoiding unnecessary stress and wear on the mower.



Minimum 500mm ground clearance across the complete mowing unit during headland turns. Mowing unit is raised and carrying arm tilted to a 10° angle.

Did you know?

Gonshiro Kubota founded the company because he could no longer stand to see people dying from contaminated drinking water. He began by manufacturing products for clean water supply. Since then, we have been offering various products that help to improve the living conditions of people and society. That's what "For Earth, For Life" stands for.



Swath plates automatically expand

Swath plates automatically expand when being slid inwards, by hand, to support efficient and accurate swathing.



Changing from swathing to widespreading is virtually a one minute job. The swath plates are easily slid to the side. No tools are required.



#DMC6332T/R-6336T-6336T Vario-63100T/R Vario



Smart engineering: responding to ever changing conditions

These models come with a host of smart features that allow you to get the job done faster, smoother and more efficient. When there's work to be done, you need a mower conditioner that is easily customized to the exact conditions facing you today.

Changing conditions

Setting the conditioning intensity to crop density and conditions, changing between swathing and widespreading and checking discs and knives is done easily and quickly, taking the hassle out of the daily work optimization.

Ground pressure remains constant

During mowing operation the carrying arm always remains even to the ground, giving the mowing unit the freedom to instantly compensate and float across uneven ground contours.

The true benefit of the suspension concept is that even though overlap is changed, the chosen ground pressure remains the same. No need to stop and re-adjust, reset and control the ground pressure before you can go on. Just set the mower to the requested overlap and mow on.



Parking, safe and sure-footed

With the integrated parking device, storage is made easy and convenient, requiring a minimum of space during winter storage. The mower is firmly parked on strong and stable parking foot, bringing total height below 4.00m. When parked, being in working position or during vertical storage the lift arms are always in a horizontal position, making it very easy to mount or unmount the mower from the tractor.



Simple mounted and adjusting – easy levelling of suspension arm to counter any sideways tilt of tractor.



FlexProtect side covers, rugged and sturdy, yet flexible when bumping into obstacles.



Easy and quick access to the cutterbar for daily inspection of discs and blades.



Hydraulic adjustment of overlap: unique solutions

DMC6336T Vario & DMC63100T/R Vario is fitted with hydraulic SideShift integrated into the carrying arm allowing each mowing units to move 400mm. To easily compensate for changing field conditions, the adjustable overlap is designed as a telescopic arm, directly into the suspension.

Hydraulic adjustment of overlap

Adjusting the overlap is quickly done hydraulically from the tractor cab, and the chosen overlap is easily registered from the scale on the suspension arm.

Increase overlap when mowing odd sized fields, going around corners or operating on slopes to ensure no stripes are left behind. Reduced overlap on flat and even fields to improve performance and cutting width as much as 10%.

ComfortControl

The optional ComfortControl joystick provides the extra comfort of electro hydraulic folding for transport. Easy and simple.





Did you know?

Did you know that Kubota is not only one of the top-50 most recognised brands in Japan, but also one of the largest tractor manufacturers in the world? In 2014 alone, Kubota produced more than 180,000 tractors.

Below 3.70m transport height

The mower fold hydraulically for transport and the telescoping frame arm moves to lowest overlap position, to reach a transport height of only 3.70m. And there is no need to leave the tractor before heading off, the outer side protection guard hydraulically folds into transport position.

Even weight balance for high speed transport

The complete weight is spread evenly on both rear tires, with a 50/50% weight balance. This means the tractor is not sliding to one side during transport, providing extremely stable running characteristics of tractor and mower during the transport, inviting for higher speed.



#DMC63100T/R Vario



This is efficiency: mow more – make more

With its 10.2m working width the new DMC63100 Vario is geared for productive working days. Come demanding terrains, come long challenging work days – the new DMC63100 Vario has been designed to handle tougher conditions. Packed with new innovative features such as the QuattroLink® suspension, Vario adjustment of overlap and full width BreakAway protection DMC63100 Vario is custom-made to boost efficiency.



Compact during transport

The mower folds hydraulically for transport and the telescopic frame arm moves to lowest overlap position, to reach a transport height of only 3.9m and a width below 3.0m. And there is no need to leave the tractor before heading off, the outer FlexProtect protection guard hydraulically folds into transport position (option).

Load sensing hydraulics for reduced power consumption

The hydraulic circuits of DMC63100 Vario feature a load sensing system that efficiently utilises the oil flow resulting in reduced power requirements. This means power requirement of DMC63100 Vario starts at only 200hp significantly improving fuel economy.

Parking, safe and sure-footed

With the integrated parking solution, storage of the DMC63100 Vario series is made easy and convenient, requiring a minimum of space during winter storage. The mower is firmly parked on strong and stable parking feet, bringing total height below 4.0m.

Efficient headland management

DMC63100 Vario provides generous clearance across the complete cutterbar, including the inside area. When lifting the mower on headlands, the mowing unit is raised and the carrying arm is tilted to a 10° angle. This provides the DMC63100 Vario series with a level ground clearance of minimum 500mm across the full working width.

When lowering the mowing unit the carrying arm is lowered evenly without one side touching the ground before the rest of the mower, avoiding unnecessary stress and wear on the mower. In low crop conditions the lifting height of mowing units can be reduced for even faster headland operations.



Minimum 500mm ground clearance across the complete mowing unit during headland turns. Mowing unit is raised and carrying arm tilted to a 10° angle.



The carrying arm is tilted back to bring the mowing unit into an even position before lowering the mowing unit.



Mowing unit is lowered evenly onto the ground without one side touching the ground before the rest of the mower.



GEOMOW®: makes mowing smarter

GEOMOW® transforms the Kubota 63100T/R Vario into an easy to operate mower and makes mowing so much smarter. The all-new GEOMOW® application delivers automatic adjustment of overlap between rear and front mowers and automatic headland lift via section control, increasing capacity.*



* GEOMOW® is a license based application and requires machine license and section control license for the terminal.

GEOMOW® automatically optimises on overlap

The DMC63100T/R provides up to 10.2m working width, but like with all triple mower combinations the maximum working width is seldom reached, as most drivers tend to go safe on the overlap to avoid leaving uncut plots, bringing total capacity and output down. In addition most drivers still end up leaving stripes in the field, when terrain and conditions change, eventually having to do an extra round to ensure a good and professional mowing result.

How GEOMOW® Works

Mowing flat fields

When mowing on flat, even terrain the mowing units are working at minimum overlap to reach up to 10.2m effective mowing width.

Mowing around corners

When mowing around corners, GEOMOW® automatically recognises the tractors' driving path and compensates by increasing the overlap, leaving no uncut plots and stripes behind. If the corner is too tight to compensate, the driver automatically gets a warning signal on the terminal.



Portus joystick.

Section control – control the headland

GEOMOW® provides section control for automatic headland operation. It eliminates the hassle of timing headland lifts and provides an even more efficient mowing job. GEOMOW® reduces the risk of mistakes when lifting mowing units too early and lowering them too late.

When reaching the end of the field, the front mower is automatically raised as it hits already cut grass on headlands, and the rear units are automatically lifted as well, at the right time. The driver can concentrate fully on turning as quick and efficiently as possible. The same goes when reaching the unmown grass, the front and rear mowing units lower at exactly the right time.

GEOMOW® means full support to the driver

GEOMOW® ensures the mower is always working at maximum capacity. GEOMOW® constantly recognises the tractors' driving path and hence always knows the position of the front mower, allowing it to instantly react and adjust overlap of the rear mowing units. The mowing job is done right the first time, leaving a professional and well done job in the field. The potential is 10% increase in capacity, by always mowing at maximum working width.

Portus terminal - easy operation for long working days

The Portus terminal provides handy and ergonomically friendly control that simplifies machine operation. With integrated joystick the Portus comes in a compact size, making it easy to place right next to the operator, so it is ergonomically well positioned for long days of operation. A small screen integrated into the joystick always keeps the tractor driver informed about the chosen operation. Main functions, such as headland lift, adjustment of overlap and setting of ground pressure are easily operated by simply moving the joystick up and down.

Portus can be used as separate terminal for non-ISOBUS tractors or in combination with the tractors ISOBUS terminal for easy and convenient operation.



#DMC6024N-6028N-6028R-6032N-6087N

Accurate and simple suspension concept

The DMC6000 series is fitted with a highly efficient suspension system that includes centre suspended mowing units, efficient spring suspension and NonStop BreakAway. The mowing units are centre suspended via a suspension spring, to give an even weight distribution across the complete mower width. The benefit is less skid wear, optimum protection of the stubble and less fuel consumption.



Protection of the cutterbar

Kubota DMC6000 series machines are all fitted with the Kubota NonStop BreakAway system to protect the cutterbar. The integrated NonStop BreakAway autoreset system will protect the cutterbar from foreign obstacles. If an obstacle is hit in the field the mowing unit will swing backwards and up. This gives maximum protection of the cutterbar.



Two mounting options.



Ample clearance during headland turns.

Effortless protection

There is no need to stop - or even to reverse the tractor to get the mowing unit into working position again. When engaged the spring loaded design ensures that the Kubota NonStop BreakAway system automatically returns the cutting unit to its original working position.



Centre suspension for even weight distribution across the entire working width.



Large compensating spring ensures excellent flotation across the full mower width.

Excellent ground adaptation

Faster and more precise adaptation to ground contours is also achieved because of the centre suspended design. The suspension can also be provided with hydraulic setting of ground pressure, easy to adjust, even on the go.



Two mounting options

DMC6000 series can be adjusted for optimal operation according to different circumstances, such as field contours or working width of the front mounted mower. To ensure optimal overlap between front and rear units, the mowing units can be mounted in two positions on the suspension arm.

Setting on-the-go

This feature provides easy and simple setting of ground pressure on the Kubota DMC6000 series. For greater operator comfort ground pressure of the large suspension spring is set hydraulically from the tractor cab. Easy to adjust, even on the go.

It is in fact a very simple and clever solution to an important challenge in optimizing the mowing job. On the hydraulic version the tension on the large suspension spring, which controls the ground pressure, is adjusted hydraulically, to increase or lower pressure. The chosen ground pressure level is conveniently registered from the easy-to-read scale. Accurate setting of ground pressure adds to significantly better working result and reduction of fuel consumption, as a mower with correct ground pressure is easier to pull, requiring less power and fuel.





#DMC6024N-6028N-6028R-6032N

Clever characteristics: compact in size, massive in features

Kubota offers 4 centre mounted mower conditioners, DMC6024N, DMC6028N, DMC6028R and DMC6032N, in working widths of 2.40, 2.80 and 3.20m. They are fitted with the Kubota cutterbar with slim design for improved cutting performance. They all offer two conditioner rotor speeds, 600 and 900rpm, which can be easily changed by simply switching pulleys, to adapt to different conditioning requirements. At low conditioner speed, fuel consumption is minimized.





Lift on headland with ample clearance to existing swaths.



Two speed gearbox – switched by turning the main gearbox 180°.



Light weight machines with aggressive conditioning

Due to the nylon tines fitted to the conditioner, the total weight of the machines is kept to a minimum, while keeping an aggressive conditioning. The fixed conditioning fingers are made from high quality nylon, to make them very rigid. This means excellent protection from stones and other obstacles. A perfect solution for farmer and smaller contractor machines! The DMC6028R offers gentle, yet effective roller conditioning of fragile crop.

Turnable gearbox speed

The machines also offer a large degree of operating adaptability, as they are factory fitted with the option of being operated with either 540 or 1000rpm. It requires no additional accessory. All that is needed is to turn the main gearbox on the suspension 180°. Widespreading equipment is also fitted as standard on the machines.

Clever transport solution

The low gravity point during transport, with the weight of the mower close to the tractor, provides an excellent weight distribution, even during high speed road transport, and the machine is fixed by the hydraulic lifting arm.

In addition transport height is limited, so passing through narrow gateways or under bridges is not a problem. Another benefit is that the hydraulic cylinder also supports quick lifting of the mower from working to headland position.

Optional parking stand for easy, compact storage.



Effective 600/900 nylon tine conditioning.



Easy changeover from swathing to wide spreading.



#DMC6087N



Easy to operate for more uptime: Give efficiency a boost

DMC6087N has been designed with ease of operation in mind. In fact it is an uncomplicated butterfly combination purpose built to lower operating costs in terms of power and fuel consumptions, with power requirements starting at only 150hp.



Easy to operate for more uptime

Equipped with 2 x 3.18m mowing unit, both fitted with 8 triangular discs and nylon tines DMC6087N is geared for productive work days.

The features that matter

DMC6087N is packed with features that matter, giving it the professional characteristics needed when adjusting the machine for changing conditions. Widespreading is standard fitted and conditioner speed can be set at either 600 or 900rpm by simply turning the gearbox. To ensure optimal overlap between front and rear units, the mowing units can be mounted in two positions on the suspension arm.



Efficient nylon tine conditioning.



Mowing with one rear unit only.



Large suspension springs, optionally with hydraulic setting of ground pressure.



Vertical transport position

For transport the mower folds into a compact position well behind the tractor. The folding design ensures that the weight is distributed evenly, with the weight of the mower close to the tractor. Transport height is well below 4.00m.

Parking, safe and sure-footed

With the integrated parking solution, storage of the DMC6087N is made easy and convenient, requiring a minimum of space during winter storage. The mower is firmly parked on strong and stable parking feet, bringing total height below 4.00m.



Efficient farming: discover the possibilities

Kubota's precision farming offering consists of innovative and custom made equipment, designed to manage your farm with success. Now you can carry out the work in a smarter, more efficient and easier way to get the best out of your machines and crops, as well as saving time and money in fertiliser, chemicals and seeds.



Be a PRO in increasing productivity

The IsoMatch Tellus PRO 12-inch terminal provides you with the optimal solution for an all-in-one control system inside the tractor cab including automatic steering. It is the centre for connecting all ISOBUS machines, running precision farming applications and Farm Management Systems. It offers everything you need to get the maximum out of your machines and crop, as well as cost savings in fertiliser, chemicals and seeds by using automatic section control and variable rate control. With the unique dual screen functionality it gives you the opportunity to view and manage two machines and/or processes simultaneously.

Easy control management

The IsoMatch Tellus GO is a cost-efficient 7-inch terminal, especially developed for managing the machine in a simple way. You are in full control of the machine in exactly the way you want. Easily set up the machine with the soft keys via the 7-inch touch screen and for optimal control while driving simply use the hard keys and rotary switch. Controlling the implement has never been so easy.





Did you know?
 Did you know that Kubota is an ISOBUS pioneer? The Kubota company Kverneland Group invented the ISOBUS technology. And incidentally: Kubota is also leading the industry in AEF certified ISOBUS compatibilites

100% focus, the best performance

As tractor steering with IsoMatch AutoDrive-E is handled automatically, you have the freedom to control and monitor your work in an easy way. While the work is more efficient and overlaps are avoided, you can completely focus on the result in the field. (Only in combination with IsoMatch Tellus PRO).

Advanced precision farming software

IsoMatch GEOCONTROL is an advanced software application within the IsoMatch terminals that helps you to control all ISOBUS compatible Kubota machines. Combined with a GPS receiver it fulfils the future needs in terms of innovative and efficient farming! The IsoMatch GEOCONTROL precision farming application includes Manual Guidance and Data Management free of charge. It is possible to expand this application with Section Control and/or Variable Rate Control.



IsoMatch Grip

This ISOBUS auxiliary device is made for maximum machine control and efficient farming. Operate up to 44 implement functions per machine.



IsoMatch Global

The IsoMatch Global is the GPS antenna, with DGPS accuracy, in the IsoMatch product range. It enables satellite navigation for site-specific section control, variable rate application, manual guidance and field registration



IsoMatch InLine

Light bar for manual guidance including section status information. Manage the distance from the A-B line and steer for the ideal position.



IsoMatch (Multi)Eye

Connect up to 4 cameras to the IsoMatch Universal Terminals. It gives you full control and overview of the entire machine operation.

Kubota Farm Solutions: 360° performance for 100% success

We understand that you need more than powerful tractors and implements to succeed: namely, an integrated system of products and services to increase your competitiveness and preparation for the future. With Kubota Farm Solutions (KFS), we have brought together our solutions in a system— and targeted our proposition to you. From intelligent technology to individual services, the KFS advantages complement each other, forming a circle that ends where it begins: with our commitment to support you a little better every time, now and in the future.





Performance

You have a clear objective: to get your work done productively and successfully while being relaxed. Kubota offers you the equipment that can best support you in this endeavour. Whichever tractor or implements you decide on, you can always count on proven quality, excellent performance, and co-ordinated features. In short: intelligent and reliable technology that gets you a decisive step closer to your goal.



Control

You want full control over what you are doing. Kubota provides you with perfectly integrated systems to help you achieve that. From machine optimisation to implement monitoring, you can control the tractor and resources easily from a single terminal. This not only provides you with a better overview of all work processes, but also allows you to work without stress.



Optimisation

You know exactly how you want to get your work done: efficiently, precisely, and most comfortably. Kubota gives you everything you need to obtain optimal results while remaining at ease. With our ISOBUS technology, precision farming solutions, and automatic steering system, you can apply seeds, fertilisers, and pesticides with extreme precision. This lowers your costs and reduces your workload.



Value protection

You know what it takes to be commercially successful: top performance with every task and top conditions over many years. Once again, Kubota offers solutions that fulfil what they promise. Our parts are manufactured to the same high standards and strict specifications as the Kubota machines.



Finance management

You want to improve your productivity, but not at any cost. With Kubota Finance, you can make your planned investment with ease, convenience, and safety. Whether financing or leasing, you benefit from professional advice and attractive conditions. All you need in order to gain the advantages of a technology that drives your success forward. Whether you need machines or services, you have full control of the costs.

Technical data

Model		DMC 6024N	DMC 6028N	DMC 6028R	DMC 6032N	DMC 6087N	DMC 6332T
Conditioner		Nylon	Nylon	Roller	Nylon	Nylon	SemiSwing
Dimensions & weight							
Cutting Width	(m)	2.40	2.80	2.80	3.20	8.75	3.18
Weight, approx	(kg)	1260	1340	1280	1420	2130	1400
Transport width	(m)	1.90	2.10	2.10	2.30	3.00	3.00
Attachment to tractor							
Hitch	(CAT)	II	II	II	II	II	II
PTO	(RPM)	540/1000	540/1000	540/1000	540/1000	1000	1000
Min. PTO horsepower req.	(kW/hp)	50/70	60/80	60/80	65/90	110/150	66/90
Operation							
Number of discs		6	8	8	8	2x8	8
Number of knives		18	24	24	24	2x24	24
Stubble height	(mm)	30-60	30-60	30-60	30-60	30-60	30-60
Cond. rotor speed		900/600	900/600	950	900/600	900/600	1000/700
Number of hydr. outlets		1D	1D	1D	1D	2D	2D
Tyres		-	-	-	-	-	-
Drawbar		-	-	-	-	-	-
Equipment							
Wide spreading kit		●	●	●	●	●	○
FlipOver		-	-	-	-	-	○
Swath Belt		-	-	-	-	-	-
High skids (+20/+40/+60/+80mm)		○/○/○/○	○/○/○/○	○/○/○/○	○/○/○/○	○/○/○/○	○/○/○/○
Throwing wings for diff. crop		○	○	○	○	○	○
Lighting kit		○	○	○	○	○	○
Hydraulic foldable side guards		-	-	-	-	-	○
Dual adjustment of conditioner hood		-	-	-	-	-	●

Model		DMC 7036T	DMC 7332T	DMC 7332R	DMC 7336T	DMC 7336R	DMC 8028T
Conditioner		SemiSwing	SemiSwing	Roller	SemiSwing	Roller	SemiSwing
Dimensions & weight							
Cutting Width	(m)	3.50	3.18	3.18	3.50	3.50	2.80
Weight, approx	(kg)	1465	1250	1286	1380	1440	1975
Transport width	(m)	3.35	3.00	3.00	3.35	3.35	2.70
Attachment to tractor							
Hitch	(CAT)	II	II	II	II	II	II
PTO	(RPM)	1000	1000	1000	1000	1000	540/1000
Min. PTO horsepower req.	(kW/hp)	65/90	55/75	55/75	60/80	60/80	50/70
Operation							
Number of discs		10	8	8	10	10	8
Number of knives		30	24	24	30	30	24
Stubble height	(mm)	30-60	30-60	30-60	30-60	30-60	30-60
Cond. rotor speed		900/600	1000	1000	1000	950	900/600
Number of hydr. outlets		1S	1S	1S	1S	1S	1S
Tyres		-	-	-	-	-	380/55-17
Drawbar		-	-	-	-	-	Left Hand
Equipment							
Wide spreading kit		-	-	-	-	-	-
FlipOver		-	-	-	-	-	○
Swath Belt		-	-	-	-	-	○
High skids (+20/+40/+60/+80mm)		○/○/○/○	○/○/○/○	○/○/○/○	○/○/○/○	○/○/○/○	○/○/○/○
Throwing wings for diff. crop		○	○	○	○	○	○
Lighting kit		○	○	○	○	○	●
Hydraulic foldable side guards		-	○	○	○	○	-
Dual adjustment of conditioner hood		-	●	●	●	●	-

- not available ○ option ● standard

DMC 6332R	DMC 6336T	DMC 6336T Vario	DMC 63100T Vario	DMC 63100R Vario	DMC 7028T	DMC 7032T	DMC 7032R
Roller	SemiSwing	SemiSwing	SemiSwing	Roller	SemiSwing	SemiSwing	Roller
3.18	3.50	3.50	9.80-10.20	9.80-10.20	2.80	3.20	3.20
1460	1495	1520	3070	3190	1155	1235	1305
3.00	3.00	3.00	2.90	2.90	2.70	3.00	3.00
II	II	II	II	II	II	II	II
1000	1000	1000	1000	1000	1000	1000	1000
66/90	90/120	90/120	150/200	150/200	50/70	55/80	55/80
8	10	10	2x10	2x10	8	8	8
24	30	30	2x30	2x30	24	24	24
30-60	30-60	30-60	30-60	30-60	30-60	30-60	30-60
950	1000/700	1000/700	1000/700	950	900/600	900/600	950
2D	2D	3D	LS	LS	1S	1S	1S
-	-	-	-	-	-	-	-
-	-	-	-	-	-	-	-
o	o	-	-	-	-	-	-
o	o	●	●	●	-	-	-
-	-	-	-	-	-	-	-
o/o/o/o	o/o/o/o	o/o/o/o	o/o/o/o	o/o/o/o	o/o/o/o	o/o/o/o	o/o/o/o
o	o	o	o	o	o	o	o
o	o	o	o	o	o	o	o
o	-	o	o	o	-	-	-
●	●	●	●	●	-	-	-

DMC 8032T	DMC 8032R	DMC 8036T	DMC 8036R	DMC 8532T	DMC 8532R	DMC 8536T	DMC 8536R
SemiSwing	Roller	SemiSwing	Roller	SemiSwing	Roller	SemiSwing	Roller
3.20	3.20	3.50	3.50	3.20	3.20	3.50	3.50
2005	2185	2150	2240	2370	2450	2450	2565
3.00	3.00	3.40	3.40	3.00	3.00	3.40	3.40
II	II	II	II	II	II	II	II
540/1000	540/1000	540/1000	540/1000	540/1000	540/1000	540/1000	540/1000
60/80	60/80	65/90	65/90	60/80	60/80	65/90	65/90
8	8	10	10	8	8	10	10
24	24	30	30	24	24	30	30
30-60	30-60	30-60	30-60	30-60	30-60	30-60	30-60
900/600	950	900/600	950	900/600	950	900/600	950
1S+1D	1S+1D	1S + 1D	1S+1D	1S+1D	1S+1D	1S+1D	1S+1D
380/55-17	380/55-17	380/55-17	380/55-17	380/55-17	380/55-17	380/55-17	380/55-17
Left hand	Left hand	Left hand	Left Hand	Centre	Centre	Centre	Centre
-	-	-	-	-	-	-	-
o	o	o	o	o	o	o	o
o	o	o	o	o	o	o	o
o/o/o/o	o/o/o/o	o/o/o/o	o/o/o/o	o/o/o/o	o/o/o/o	o/o/o/o	o/o/o/o
o	●	o	●	o	●	o	●
●	●	●	●	●	●	●	●
-	-	-	-	-	-	-	-
-	-	-	-	-	-	-	-

The company reserves the right to change the above specifications without notice. This brochure is for descriptive purpose only. Some of the items pictured in this brochure are optional and not standard equipment. Please consult your local Kubota dealer for warranty, safety or product information. For your safety, Kubota strongly recommend the use of a seat belt in all applications.

©2019 Kverneland Group Kerteminde AS

