


For Earth, For Life  
Kubota

VS

KUBOTA  
VS SERIES






A person with curly hair, seen from behind, is operating a Kubota tractor in a vineyard. The tractor is orange and black, with 'Kubota' and 'VS' written on it. The vineyard rows stretch into the distance under a dramatic, cloudy sunset sky. The tractor's rear wheel is kicking up grass. A teal text box is overlaid on the left side of the image.

**Fresh thinking  
is the answer  
to today's  
challenges.**



A man with a beard and mustache, wearing a blue and white plaid button-down shirt, stands with his arms crossed in a vineyard. He is smiling at the camera. To his left, the large, treaded tire of a tractor is visible. The background consists of rows of grapevines with green leaves, and a bright sun is shining through the vines, creating a lens flare effect. The sky is overcast with grey clouds.

The challenges facing the agricultural sector are becoming increasingly bigger. And when times are tough, only one thing helps: a new way of thinking. Envisaging alternative options and making smart decisions. For your next tractor purchase, this means opting for efficiency instead of image. For a tractor that can do tough work with top performance whilst under constant strain. And all that at a reasonable price. A Kubota tractor is exactly the right alternative at times like these.





## Ease of use - spreading quality

### Control systems

The Kubota VS spreaders are available with manual control, hydraulic remote control from the tractor cabin or electronic control from the tractor cabin with the Varimeter PS-ED II.



#### VS 400/500

Working width: 1-15 metres  
Hopper capacity: 400-500 litres



#### VS 600/800/1000

Working width: 1-15 metres  
Hopper capacity: 600-800-1000 litres



#### VS 220/330

Working width: 1-15 metres  
Hopper capacity: 200-300 litres



#### VS 400VITI/500VITI

Working width: 1-15 metres  
Hopper capacity: 400-500 litres





**VS 750/950/1150/1350/1650**

Working width: 1-15 metres

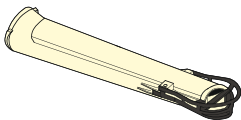
Hopper capacity: 750-950-1150-1350-1650 litres

**Did you know?**

Did you know that our parts are manufactured to the same high standards and strict specifications as the Kubota machines? Genuine parts will always work and fit as intended, and are guaranteed to keep your machine running at maximum performance.

**A wide variety of applications and spreading spouts**

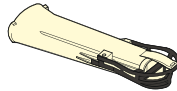
**STANDARD SPREADING SPOUT**



application:  
normal working widths  
working width: 9-14m



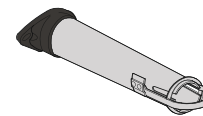
**SHORT SPREADING SPOUT**



application:  
small working widths  
working width: 4-8m



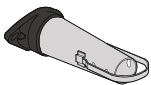
**SALT/GRIT SPREADING SPOUT (long)**



application:  
normal and road building/  
salt applications  
working width: 6-12m



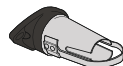
**SALT/GRIT SPREADING SPOUT (medium)**



application:  
road building/salt application  
on icy roads and pathways  
working width: 5-6m



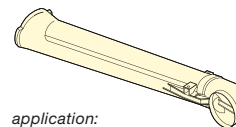
**SALT/GRIT SPREADING SPOUT (short)**



application:  
road building/salt application  
on icy roads and pathways  
working width: 2-4m



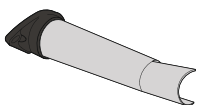
**BOUNDARY SPOUT**



application:  
prevents fertiliser from  
spreading into ditches or hedges  
working width: 2-6m



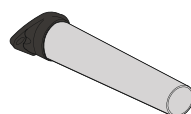
**RIGHT SIDE SPREADING SPOUT**



application:  
fish-farms, spreading on dikes  
working width: 4-6m



**BAND SPREADING SPOUT (long)**



application:  
orchards, vineyard  
working width: 2-8m



**BAND SPREADING SPOUT (short)**



application:  
pesticides  
working width: 0.75-4.5m







# Kubota makes spreading easy



## Minimum wind influence on the spreading pattern

The side to side motion of the spreader spout ensures fertiliser is spread left and right, not to the front. This prevents the tractor from getting covered with fertiliser when wind is a factor.

## Minimum wind influence on the spreading pattern

The plastic scale allows continuous adjustment of the application rate in kg/hectare, so the risk of spreading errors is minimal. The spreading chart and dial help to determine the desired quantity of fertiliser for every working width and forward speed.




Easy setting of the application rate



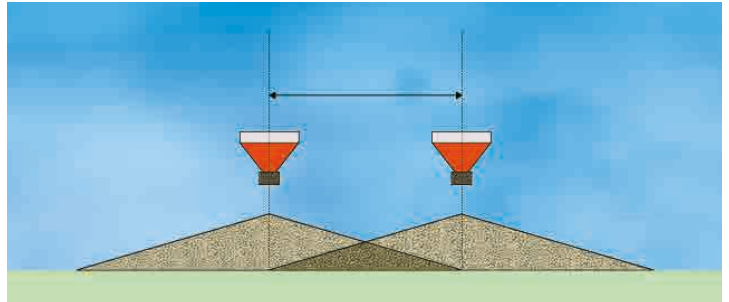
### Built for durability

The VS spreaders from Kubota:

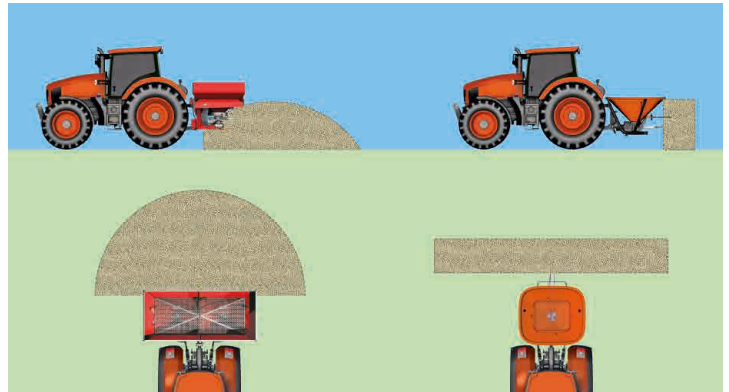
- Metering disc is made from stainless steel
- Optimised frame with no corners where fertiliser can accumulate
- Glass fiber re-enforced polyester or polyethylene hopper which can withstand aggressive types of fertiliser
- The unique Duracoat powder painting system for exceptional corrosion resistance of spreading unit and frame
- Bearings of the spreading unit have easily accessible grease zerks



Accurate spreading also on slopes



The cone shaped spreading pattern reaches from tractor wheel track to tractor wheel track giving total overlap of the spreading surface



Disc spreader

Pendulum spreader

### Simple calibration

A specially designed calibration container eliminates the need to remove the spout for calibration.



Easy calibration

### Low filling height

Refilling fertiliser is easy. The hopper can be easily moved under a tipping trailer or silo or filled by hand.



Easy filling

### Gentle handling of fertiliser

The agitator ensures an even material feed to the spreading unit, so there's no risk of the fertiliser being crushed.



Agitator ensures even feed of the fertiliser





#VS220-330

# The best choice on the golf course



## **VS220-330**

The VS220/330 is the smallest model in the Kubota pendulum spreader range. This spreader is ideal for use on golf courses and sport fields, as well as many horticulture and municipal applications.

A variety of spouts for different applications and working widths makes it possible to spread fertiliser, seeds, sand, salt, pellets or any other granular product up to 14m.

The VS220 has a hardwearing polyethylene hopper with a basic capacity of 220 litres and an optional extension rim to create 330 litres.





The compact design in combination with the short spreading surface provides an optimal spreader for working in small areas.

#### Did you know?

Did you know that Kubota manufactures products in seven European countries? This proximity to the market is central to the company's philosophy. Each factory adheres to the same high Japanese quality standards, whether it is located in Germany, France, or Japan.





#VS400-500-VS400-500VITI

# Ideal to use in orchards





# and vineyards



## **VS400-500**

With hopper capacities of 400 and 500 litres this spreader is the ideal solution for small farms and special applications. These spreaders are capable of spreading up to 15 metres when a 750/1000 rpm tractor PTO is used.

## **VS400-500VITI**

This special spreader version with only a 115 cm hopper width has been designed for spreading in orchards or vineyards. Available with 400 or 500 litre hopper capacity. An optional spreading spout for band spreading is available.



*The VITI models have the hopper rotated to narrow the width, making it ideal for orchards and vineyards.*







## #VS600-800-1000-750-950-1150-1350-1650

Did you know?

Did you know that Kubota is not only one of the top-50 most recognised brands in Japan, but also one of the largest tractor manufacturers in the world? In 2014 alone, Kubota produced more than 180,000 tractors.





# The first choice wherever the demand is

The Kubota pendulum spreader is the first choice wherever the demand is for maximum accuracy in fertiliser application. Spreading quality and ease of operation of this unique machine are unequalled. The pendulum movement of the spout ensures that the application rate is identical on both sides, resulting in an excellent overlap.

## VS spreader range

The standard working width of the VS spreader range is 1 up to 14 metres.

When you increase the PTO speed of the tractor from 540 rpm to 620 rpm the working width can be increased to 15 metres.

VS spreaders feature exact rate control, quick change of spouts, low filling heights and easy maintenance.

These versatile spreaders are ideal for vineyards, golf courses, sand and salt spreading and general farm applications.







# Optional equipment

## Lighting set

For all VS spreaders an optional lighting set is available. Reflector decals are available for safe transport.



Lighting set and reflector decals

## Fine application kit

Shuts two of the three openings of the metering device for the application of small quantities of fine seeds.



Fine application kit

## Pivoting wheels

This set of pivoting wheels allows the spreader to be easily moved when detached from the tractor.



Pivoting wheels

## Agitator

The agitator ensures an even material feed to the spreading unit. A safety grid protects the agitator.

## Grid

A grid fitted inside the hopper prevents lumps of fertiliser penetrating the feed mechanism.

## Calibration container

Allows calibration tests to be performed with spout in place.

## Hopper extensions

To increase hopper capacity, 100, 110, 200, 300, 600 and 900 litre hopper extensions are available (varies by model).

## Hydraulic remote control

Allows the metering disc to be opened and closed from the driver's seat (one single acting control valve required).



Hydraulic remote control



Calibration container



Agitator with safety grid and stainless steel insert

Set of pivoting wheels






**Border spreading plate**

This plate prevents the fertiliser from being spread beyond the field boundary and can be folded from working into transport position from the driver's seat.


Border spreading plate

**Varimeter PS-ED II on-board computer**

The Varimeter on-board computer allows the metering disc to be adjusted from the tractor cab. Forward speed is continuously checked by a wheel sensor or by radar and transmitted to the Varimeter system which in turn ensures a constant application rate whatever the forward speed. The consequence is an absolutely uniform spreading pattern in the direction of travel. The quantity of fertiliser can be increased or decreased at any time during work.



Spreading pattern with PS-ED II



Spreading pattern without PS-ED II



Varimeter PS-ED II



Hopper cover

**Hopper cover**

Protects the fertiliser from moisture and dirt. Hopper cover can be easily folded for filling.



Tramline cylinder

**Tramline cylinder**

Using the tramline cylinder the spreader is inclined, allowing spreading up to the border of the field.



# Kubota Farm Solutions: 360° performance for 100% success

We understand that you need more than powerful tractors and implements to succeed: namely, an integrated system of products and services to increase your competitiveness and preparation for the future. With Kubota Farm Solutions (KFS), we have brought together our solutions in a system – and targeted our proposition to you. From intelligent technology to individual services, the KFS advantages complement each other, forming a circle that ends where it begins: with our commitment to support you a little better every time, now and in the future.







## Performance

You have a clear objective: to get your work done productively and successfully while being relaxed. Kubota offers you the equipment that can best support you in this endeavour. Whichever tractor or implements you decide on, you can always count on proven quality, excellent performance, and co-ordinated features. In short: intelligent and reliable technology that gets you a decisive step closer to your goal.



## Control

You want full control over what you are doing. Kubota provides you with perfectly integrated systems to help you achieve that. From machine optimisation to implement monitoring, you can control the tractor and resources easily from a single terminal. This not only provides you with a better overview of all work processes, but also allows you to work without stress.



## Optimisation

You know exactly how you want to get your work done: efficiently, precisely, and most comfortably. Kubota gives you everything you need to obtain optimal results while remaining at ease. With our ISOBUS technology, precision farming solutions, and automatic steering system, you can apply seeds, fertilisers, and pesticides with extreme precision. This lowers your costs and reduces your workload.



## Value protection


You know what it takes to be commercially successful: top performance with every task and top conditions over many years. Once again, Kubota offers solutions that fulfil what they promise. Our parts are manufactured to the same high standards and strict specifications as the Kubota machines.



## Finance management

You want to improve your productivity, but not at any cost. With Kubota Finance, you can make your planned investment with ease, convenience, and safety. Whether financing or leasing, you benefit from professional advice and attractive conditions. All you need in order to gain the advantages of a technology that drives your success forward. Whether you need machines or services, you have full control of the costs.





# Spreader competence centre

## Kubota Spreader Competence Centre

Kubota spreaders are reliable, easy to operate and have outstanding accuracy.

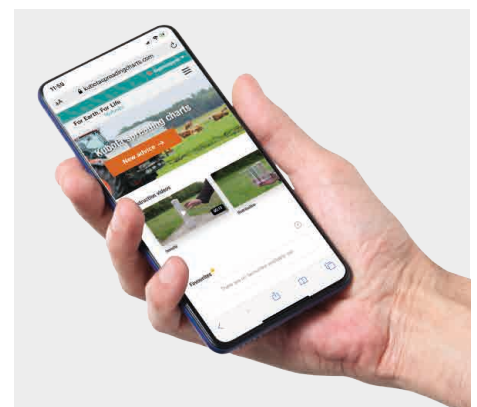
A fertiliser spreader can only be set accurately for rate and overlap using the settings provided by the manufacturer.

The Spreader Competence Centre is now using the most modern technology available, allowing the measurement of complete overlap patterns in 3D. Instead of only measuring the spreading pattern in one line corresponding to the working width, this new technology creates a full pattern showing a complete 3D spreading profile of the fertiliser.

The 3D spread pattern is achieved using a spreader which is mounted on the test rig which rotates the machine through 280°. Continuous measurement at a frequency of 5 HZ over the 80 collecting trays, which are all individually equipped with weigh cells, provide the ultimate in testing accuracy. A single test run provides more than 30 000 measurements!

The result is a very precise spread pattern analysis with a high degree of predictability for setting changes to suit different widths and application rates. This allows faster testing of the various types of fertiliser, results in using less fertiliser; and improves quality for better protection of our environment.

The 60m long test hall has underfloor heating; maintains the humidity at 60% (allowing testing throughout the year); and can accommodate testing of working widths of more than 54 metres.



## Spreading charts

Exact advice for each Kubota spreader at any spreading width, application rate, driving speed.

Direct access to most recent test results at [www.kubotaspreadingcharts.com](http://www.kubotaspreadingcharts.com) or download the spreading charts Application from the App Store or Google Play Store.



# Technical data

VS models	220*	330*	400*	500*	400 VITI*	500 VITI*	600*	800*	1000*	750**	950**	1150**	1350**	1650**
<b>Basic unit</b>	220		400		400 VITI		600	600	600	750	750	750	750	
<b>1. Technical specifications</b>														
Hopper capacity	220	330	400	500	400	500	600	800	1000	750	950	1150	1350	1650
Hopper width (cm)	106	106	145	145	115	115	175	175	175	175	175	175	175	175
Filling height (cm)	77	99	89	101	89	101	96	106	116	96	106	116	125	141
Weight (kg)	83	85	121	126	121	126	130	155	165	151	158	171	187	184
PTO speed (rpm)	540	540	540	540	540	540	540	540	540	540	540	540	540	540
3-point linkage category (CAT)	1	1	1&2	1&2	1&2	1&2	2	2	2	2	2	2	2	2
<b>2. Controls</b>														
Manual control	○	○	○	○	○	○	○	○	○	○	○	○	○	○
Hydraulic control	○	○	○	○	○	○	○	○	○	○	○	○	○	○
PS-ED II spreading computer	○	○	○	○	○	○	○	○	○	○	○	○	○	○
<b>3. Equipment (factory fitted)</b>														
PTO overload clutch	●	●	●	●	●	●	●	●	●	●	●	●	●	●
Nylon spreading spout (9-15m)	●	●	●	●	●	●	●	●	●	●	●	●	●	●
<b>4. Accessories (also loose available)</b>														
<b>4.1. Spreading spouts</b>														
Nylon spreading spout (4-8m)	○	○	○	○	○	○	○	○	○	○	○	○	○	○
Nylon boundary spreading spout (2-6m)	○	○	○	○	○	○	○	○	○	○	○	○	○	○
Stainless steel spreading spout (2-4m)	○	○	○	○	○	○	○	○	○	○	○	○	○	○
Stainless steel spreading spout (5-6m)	○	○	○	○	○	○	○	○	○	○	○	○	○	○
Stainless steel spreading spout (6-12m)	○	○	○	○	○	○	○	○	○	○	○	○	○	○
Stainless steel right side spreading spout (4-6m)	○	○	○	○	○	○	○	○	○	○	○	○	○	○
Stainless steel band spreading spout (0.75-4.5m)	○	○	○	○	○	○	○	○	○	○	○	○	○	○
Stainless steel band spreading spout (2-8m)	○	○	○	○	○	○	○	○	○	○	○	○	○	○
<b>4.2. Safety equipment</b>														
Reflector decal	○	○	○	○	○	○	○	○	○	○	○	○	○	○
Lighting set	○	○	○	○	○	○	○	○	○	○	○	○	○	○
<b>4.3. Border spreading</b>														
Border spreading plate	-	-	○	○	-	-	○	○	○	○	○	○	○	○
Tramline kit	-	-	-	-	-	-	○	○	○	○	○	○	○	○
<b>4.4. Other</b>														
Grid	○	○	○	○	○	○	○	○	○	○	○	○	○	○
Agitator (always in combination with grid and insert)	○	○	○	○	-	-	○	○	○	○	○	○	○	○
Stainless steel insert	○	○	○	○	○	○	○	○	○	○	○	○	○	○
Hopper cover	-	○	○	○	○	○	○	○	○	○	○	○	○	○
Key to adjust spreading width	○	○	○	○	○	○	○	○	○	○	○	○	○	○
Fine application kit	○	○	○	○	○	○	○	○	○	○	○	○	○	○
Parking wheels	-	-	-	-	-	-	○	○	○	○	○	○	○	○
<b>4.5. Accessories for PS-ED II</b>														
Calibration container	○	○	○	○	○	○	○	○	○	○	○	○	○	○
Wheel/PTO/start-stop sensor	○	○	○	○	○	○	○	○	○	○	○	○	○	○
Wheel ring 350 or 420 mm	○	○	○	○	○	○	○	○	○	○	○	○	○	○
Battery cable 3 pin	○	○	○	○	○	○	○	○	○	○	○	○	○	○

● = standard ○ = optional \* Both powders and granules \*\* Granules only



*The company reserves the right to change the above specifications without notice. This brochure is for descriptive purpose only. Some of the items pictured in this brochure are optional and not standard equipment. Please consult your local Kubota dealer for warranty, safety or product information. For your safety, Kubota strongly recommend the use of a seat belt in all applications.*

® = trademark protection in the EU.

©2020 Kverneland Group Nieuw-Vennep BV

---

The Kubota logo is rendered in a teal, stylized font. The letters are bold and rounded, with a distinctive shape for the 'u' and 'o'. A registered trademark symbol (®) is located at the bottom right of the logo.

Visit our web site at: [www.kubota.co.uk](http://www.kubota.co.uk)

K-1110-003-UK. Printed 11.2020.