


For Earth, For Life
Kubota

DS

KUBOTA
DS SERIES





**Fresh thinking
is the answer
to today's
challenges.**



The challenges facing the agricultural sector are becoming increasingly bigger. And when times are tough, only one thing helps: a new way of thinking. Envisaging alternative options and making smart decisions. For your next tractor purchase, this means opting for efficiency instead of image. For a tractor that can do tough work with top performance whilst under constant strain. And all that at a reasonable price. A Kubota tractor is exactly the right alternative at times like these.





Comfort level - ease of use

Hydraulic control

DSC

Working width: 9-21 metres
Hopper capacity: 700-1,400 litres



DSM

Working width: 10-28 metres
Hopper capacity: 1,100-2,000 litres



DSX

Working width: 12-54 metres
Hopper capacity: 1,500-2,800 litres



Electric control

DSM Comfort Control II

Working width: 10-28 metres
Hopper capacity: 1,100-2,000 litres



DSX Comfort Control II

Working width: 12-54 metres
Hopper capacity: 1,500-2,800 litres



Weighing system

ISOBUS compatible

DSM-W

Working width: 10-28 metres
Hopper capacity: 1,100-2,000 litres



DSX-W

Working width: 12-54 metres
Hopper capacity: 1,500-1,875-2,550-2,800 litres



GEOSPREAD® system

ISOBUS compatible

DSM-W GEOSPREAD®

Working width: 10-33 metres
Hopper capacity: 1,100-2,500 litres



DSX-W GEOSPREAD®

Working width: 12-54 metres
Hopper capacity: 1,500-1,875-
2,550-2,800 litres



GEOSPREAD® system

ISOBUS compatible
high speed spreading

DSXL-W GEOSPREAD®

Working width: 24-45 metres
Hopper capacity: 1,875-2,550 litres






The spreading system for optimal results


Kubota fertiliser spreaders have one unique feature: the Kubota spreading system

This initial smooth acceleration of the fertiliser prevents fragmentation of the granules due to the impact of the vanes. The adjustable discharge point allows adaptation of settings of the physical fertiliser properties. Due to the gentle handling of the fertiliser the spreading characteristics of the product are maintained. The Kubota spreading system is designed for the optimal spreading result!



Two vanes per disc

(Poor fertiliser distribution on slopes is caused by the continuously changing the contact point on the vanes)




Kubota: 8 vanes per disc

No impact, no fragmentation, no dust

Central release point, smooth acceleration and centrifugal force accelerates fertiliser up to disc speed before it reaches the vane.

FlowPilot: easy setting and adjustment

The compact FlowPilot 'dashboard' gives you a considerably simplified accurate setting and adjustment of application rates. Two hydraulically operated metering plates, each with three discharge openings ensure an equal fertiliser flow from the hopper to the spreading discs.

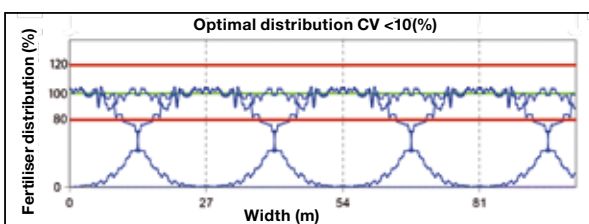



Eight vanes per disc - the Kubota standard

Perfect spreading pattern with an optimal coefficient of variation

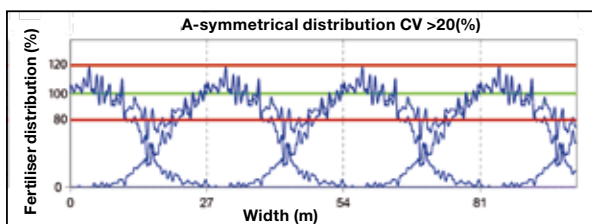
An important factor for an optimal spreading pattern is the coefficient of variation (CV). This is the percentage of deviation of the spreading pattern compared to an uniform distribution. The evenness of the transversal distribution for fertiliser spreaders shall be such that the calculated value of the CV, when driving to and from, does not exceed 15% calculated in accordance with EN 13739-2 (SOURCE: NEN-EN 13739-2 (EN)).

Kubota DS series



A CV <10% means an optimal spreading result

Other spreading systems



A CV >20% means an a-symmetrical distribution with too much variation



#DSM-W-DSX-W-DSXL-W GEOSPREAD®

GEOSPREAD® for high precision spreading

Spreading has never been so easy and accurate. The GEOSPREAD® spreaders have an integrated section control system to provide optimal use of nutrients to the crops. The weighing system continuously checks and controls the desired application rate, regardless of forward speed or fertiliser flow characteristics.



Optimise output with GEOSPREAD®

The Kubota GEOSPREAD® system can do individual section control with 1 metre sections. With a maximum of 33 sections (DSM-W GEOSPREAD®) or 54 sections (DSX-W / DSXL-W GEOSPREAD®), dependent of the terminal, the possibility to switch sections over the middle, unnecessary overlap is set to an absolute minimum. In combination with higher driving speed the section control offers a step less adjustment of the spreading pattern.

Precision weighing

Sections are controlled by changing both the position of the fertiliser discharge point on the disc and the rate per minute. As the disc speed is not changed during section control, the overlap between both discs is hardly effected to prevent variations in the spreading pattern and sections can be switched on and off very quickly.

The 4 load cells and reference sensor on the GEOSPREAD® spreaders are important features as with section control precision weighing is essential.



Spreading without worries

The DSX-W GEOSPREAD® has a hopper volume range from 1,500 - 2,800 litres and a maximum spreading width of 54 metres. The GEOSPREAD® technology allows the spreader to accurately switch off the sections to keep overlap to the minimum and thus save fertiliser.

Did you know?

Did you know that Kubota manufactures products in seven European countries? This proximity to the market is central to the company's philosophy. Each factory adheres to the same high Japanese quality standards, whether it is located in Germany, France, or Japan.




GEOSPREAD® - ensures a cost saving of 5-15% on fertiliser

For the complete Kubota disc spreader range (except for DSC) the GEOPOINT® is available in the spreading charts for optimal spreading results.



The Kubota spreader will automatically stop when it reaches a covered area and automatically start again when there is no covered area anymore. This will prevent over and under dosing around headlands. So the benefits are cost savings and improved crop quality on headlands. With GEOPOINT® the heart of the spreading pattern is described and this is fertiliser specific. When using an IsoMatch Tellus GO+ or PRO in combination with a Kubota weighing spreader the GEOPOINT® can be set automatically when using the AutosetApp. The total saving of GEOSPREAD® combined with speed related spreading and GEOPOINT® headland management can be up to 15%. This can be achieved by saving fertiliser and better yields, because of no unnecessary overlap.





Examples of section control



Spreading width of 24m with 24 sections



Decreasing the spreading width on the right hand side by 3m



Decreasing the spreading width on the left hand side by 5m



Decreasing the spreading width on both sides by 4m



Switching off the sections outwards



Switching the sections over the middle from one side



#DSM-W-DSX-W-DSXL-W GEOSPREAD®

Did you know?

Did you know that Kubota is not only one of the top-50 most recognised brands in Japan, but also one of the largest tractor manufacturers in the world? In 2014 alone, Kubota produced more than 180,000 tractors.



High technology in the medium segment

The combination of the maximum hopper content of 2800 litres, four load cells and the maximum working width of 33 metres makes the DSM-W GEOSPREAD® the ideal weighing spreader in the medium sized segment. Even in combination with smaller tractors. Filling the hopper, for example with a big bag, is made easy because of the 245 cm hopper width. The GEOSPREAD® technology which is used on the larger models is also used on the medium model, which guarantees a high technology spreader.


Smart and easy spreading

High quality with high accuracy


With the Kubota system, fertiliser is gently brought up to speed in the dosing cup, before it is released on the disc. This system is unique compared to most other spreading systems that have the fertiliser falling on the disc. Therefore the Kubota system has some important advantages:

- No impact, so no fragmentation. Spreading pattern is not affected by damaged fertiliser.
- Eight vanes per disc instead of two vanes. With 8 vanes fertiliser is released on a high frequency for a very constant flow and even spreading pattern, which is especially important when driving higher speeds and spreading larger quantities.
- Accurate spreading in hilly conditions. An inclination of the spreader does not affect the release point of the fertiliser on the disc and from the vane.

Kubota



Other Brands



Kubota



Other spreading systems



AEF and ISOBUS

The complete Kubota weighing spreader range is ISOBUS compatible and AEF certified for a guaranteed compatibility.



AGRICULTURAL INDUSTRY

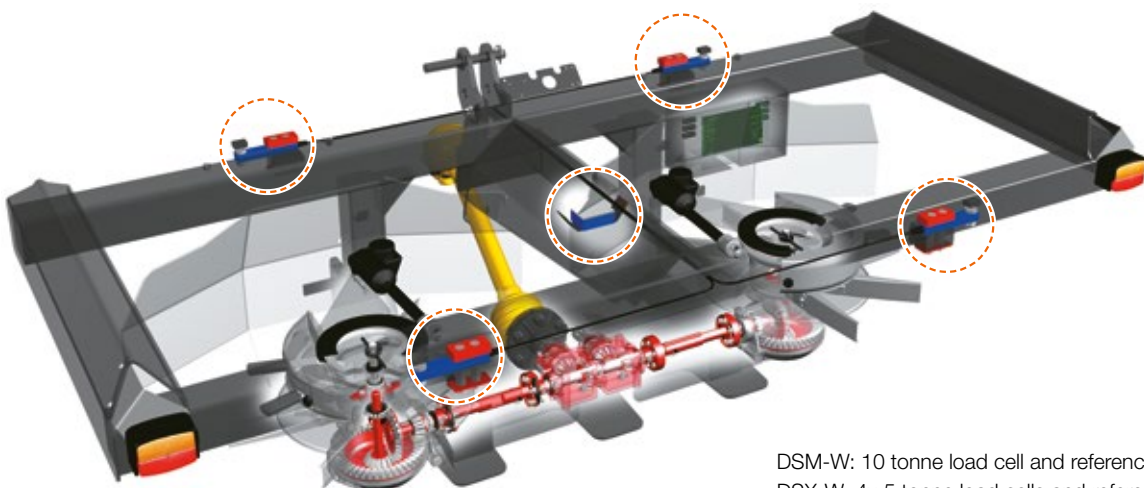


#DSM-W-DSX-W

For more savings and added comfort



The DSM-W and DSX-W are weighing spreaders with the advantage of speed related spreading and high frequency automatic calibration. The DSM-W has hopper volumes from 1,100 - 2,000 litres, can spread up to 28 metres and has one 10 tonne load cell. The larger DSX-W has more capacity with 1,500 - 2,800 litre hopper volumes, can spread up to 54 metres and it has four 5 tonne load cells positioned on both the front and the rear side of the spreader for the most accurate weighing.



DSM-W: 10 tonne load cell and reference sensor
DSX-W: 4x 5 tonne load cells and reference sensor



Adding user comfort

Speed related spreading, with automatic calibration, will help to prevent over and under dosing which will result in better yields and saving of fertiliser. For even more saving of fertiliser and also more comfort, it is possible to use the spreader in combination with GPS. With GPS controlled spreading the DSM-W and DSX-W have 2 sections and automatic start/stop on headlands. It is even possible to do variable rate spreading according to application maps.

Get your yield optimised with more sections

With the basic section control software on the DSM-W and DSX-W weighing spreaders the number of sections can be increased from 2 wide sections (left/right) into maximum 8 smaller sections (of 4 metre wide) for the DSM-W and 16 sections for the larger DSX-W weighing spreader. Both models are equipped with one electrical actuator on each spreading disc to control the application rate to provide optimal use of nutrients to the grass or crops. The basic section control of the DSM-W and DSX-W adjusts the dosing system by a GPS positioning system to optimise overlap and coverage with a minimum over and under dosing. This results in a better yield and a reduction of costs.

AEF and ISOBUS

The complete Kubota weighing spreader range is ISOBUS compatible and AEF certified for a guaranteed compatibility.



AGRICULTURAL INDUSTRY



Set the application rate on the move

Being easy in control

The Kubota DSM and DSX Comfort Control II are available as electric controlled machines to operate the spreader with a control box from the tractor cab to add user convenience.

Comfort Control II

The Comfort Control II spreading computer provides all the functions to start and stop the spreader, to set the right application rate and to increase and decrease the application rate on the move. The latest settings are retained in the memory function.



Comfort Control II computer





Adding user benefits

The Comfort Control II spreaders are giving you user benefits like:

- The application rate is controlled from the closed tractor cab by an electric actuator. How easy can it be?
- The application rate can be set from the tractor and can be increased or decreased on the move, even L/R independently to spread the right amount at the right place.
- Increased user comfort by start/stop spreading with a finger tip! The software includes an intuitive calibration guide which leads you step by step through the calibration procedure.

Did you know?

Did you know that our parts are manufactured to the same high standards and strict specifications as the Kubota machines? Genuine parts will always work and fit as intended, and are guaranteed to keep your machine running at maximum performance.



#DSC-DSM-DSX

Capacity and control adjusted to your needs



Capacity in combination with control

The DSC, DSM and DSX are available as hydraulically controlled machines.

Compact and complete

The DSC is the most compact spreader in the range, but features all elements of the Kubota spreader line. The working width is determined by the vane length. The 4 vanes can be detached easily, also for a static calibration test. Application rate adjustment from the calibration position is easily accessible.

Fits to the complete medium segment

The DSM is medium in size and volume, but comes with the Kubota system as standard (with 8 vanes per disc) and can spread up to 28 metres which is very convenient in this segment of the market. To increase user comfort the DSM can be equipped with most of the accessories as for the larger spreaders such as aluminium hopper extensions, TrimFlow border spreading system, parking frame and LED lights.

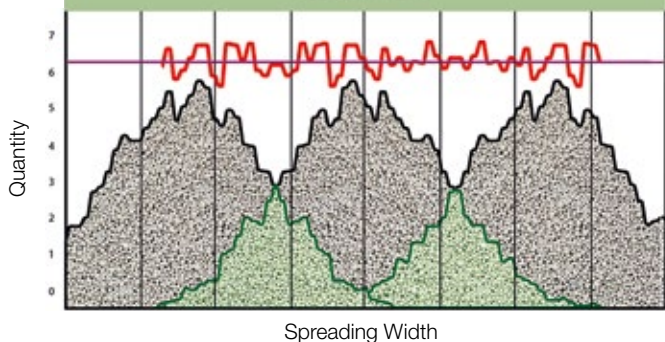





High volume, high capacity

The DSX with volumes up to 2,800 litres and with a maximum spreading width of 54 metres is the ideal spreader for more capacity. With dual PTO input shafts it is easy to always drive at the desired speed and in combination with the 'slow rotating' agitator system, the DSX can spread with high disc speeds to get a very even spreading pattern.

The Variation Coefficient (CV) of an optimal spreading pattern should be below 10%. This is only possible in a situation of no under - or overdosing and a perfect overlap of the spreading pattern.





Optimal spreading along borders



A border spreading device is used to optimise your spreading pattern from or to the border of a field. With the result of a maximum coverage to the border of the field to ensure a good crop, while on the other hand a minimal loss over the field border to minimise environmental impact.

Two different methods

There are two ways of border spreading: one-sided boundary spreading and boundary track spreading. Depending on your field and farm situation you can use one of those methods to optimise the spreading pattern to or from the border of the field.



Automatic RPM warning on the terminal

TrimFlow

YIELD SETTING



ECO SETTING



H₂O SETTING



Tramline cylinder

Especially developed to drive in the first tramline and to spread to the border. The distance to the border is half of the working width.



TrimFlow

The TrimFlow is used in the situation of spreading to the border. It can be fitted on the left and right hand side of the spreader, so it always fits to your field conditions. It can be precisely set for all types of fertiliser and for all working widths. There are three different settings for the TrimFlow: Yield, Eco and H₂O. The Yield setting is used to have an optimised yield to the border. The Eco setting is used to have a minimum amount of fertiliser across the border according to EN-13739. The H₂O setting is used when no fertiliser should be spread over the border. Operation is easy, no need to leave the tractor seat.

Border Spreading Plate

YIELD SETTING 2m



H₂O SETTING 0m



TWO SIDED



Border spreading plate

Hydraulic operation of the border spreading plate from the tractor cab. The plate prevents fertiliser from reaching the field border by deflecting the fertiliser away from the border of the field.





Fertiliser test centre

Kubota Spreader Competence Centre

The Kubota disc spreaders are known worldwide for their reliability, ease of operation and outstanding precision in all conditions. A fertiliser spreader can only be set accurately for rate and overlap using the settings provided by the manufacturer. The Spreader Competence Centre is using the most modern technology available in hard and software, allowing the measurement of complete overlap patterns in 3D. Instead of only measuring the spreading pattern in one line corresponding to the working width, this technology creates a full pattern showing a complete 3D spreading profile of the fertiliser.


To suit customer requirements

The 3D spread pattern is achieved using a spreader which is mounted on the test rig which rotates the machine through 280°. Continuous measurement at a frequency of 5 HZ over the 80 collecting trays, which are all individually equipped with weigh cells, provide the ultimate in testing accuracy. A single test run provides more than 30,000 measurements! The result is a very precise spread pattern analysis with a high degree of predictability for setting changes to suit different widths and application rates. This allows, faster testing of the various types of fertiliser, but at the same time results in using less fertiliser and improved quality for better protection of our environment. The 60m long test hall, with under-floor heating, maintains the humidity at 60 % which allows testing throughout the year; and can accommodate testing of spreading working widths above 54 metres.

Improved crop quality on headlands

Also the GEOPOINT® of the spreaders is measured in the competence centre. A 3D cone shaped spreading pattern is produced and the centre of this spreading pattern of this cone is used as GEOPOINT®.

Checklist for precise spreading



Select fertiliser type




Determine granule size and distribution

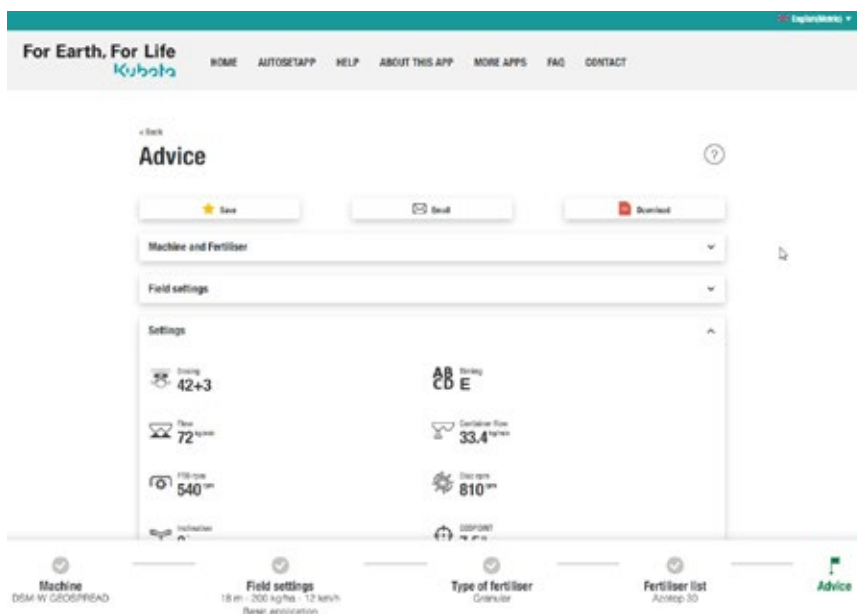


Determine litre weight

The key to precise spreading is matching fertiliser quality and litre weight with the spreading charts as close as possible. The Kubota checklist helps you to ensure consistent accuracy in all field conditions.



Download the spreading charts application on the App Store or get it on Google play.



Exact advice for each Kubota spreader at any working width, application rate and driving speed. Direct access to most recent test results at: www.kubotaspreadingcharts.com




Variable rate control (single rate)



All ISOBUS compatible Kubota weighing spreaders can standard do variable rate control. This can be done with a variable rate application map where in combination with GPS the fertiliser spreader changes its output automatically based on a pre-determined and place specific spreading rate. Another possibility is using the fertiliser spreader in combination with crop sensors to change the spreading rate continuously based on sensor input. For both types of variable rate control the IsoMatch Tellus PRO and IsoMatch Tellus GO+ can be used to operate the spreader. Both ISOBUS terminals are compatible with most crop sensors and farm management programs and their task controller can read ISO-XML files.

Variable rate control (MULTIRATE)



The Kubota weighing spreaders are able to apply multiple rates within the same working width. This means more accurate application of nutrients for a better efficiency, yield and to reduce costs.

IsoMatch GEOCONTROL® brings clear benefits

IsoMatch GEOCONTROL®

IsoMatch GEOCONTROL® is an additional software application within the IsoMatch Tellus GO+ or PRO that helps you to control all ISOBUS compatible Kverneland Group machines such as sprayers or spreaders. Combined with a GPS receiver it fulfils the future needs in terms of easy, smart and efficient farming.

Section Control

Automatic switching on and off implement sections on headlands, boundaries and already covered areas to minimise overlap.

Variable Rate Control

Automatically adjusts the implement application rate based on input from the field prescription or crop sensors.

Documentation


Saves all operational job data and field maps for exchange via USB to farm management information systems.

Manual Guidance

- Advised driving position using guidance lines (straight, curved or combined) in the field and on headlands
- Extendable using the optional IsoMatch InLine light bar, to place guidance in line of sight
- Smart boundary recording: independent from the working width, even without any connected implement.
- Boundary shrinking: create new inner boundaries by setting the desired width of the headland
- Manual guidance for all operations, includes non-electric or non-ISOBUS implements. e.g. cultivators, mowers, tedders etc.

Clear Benefits

- Easy and comfortable operation, due to not having to manually switch on or off sections or change the application rate.
You can focus 100% on the driving in the field.
- More efficient work and avoiding overlap leads to cost savings of 5-10% on e.g. fertiliser or pesticides. Better growing conditions and increased yield.
- With IsoMatch GEOCONTROL®, working at night becomes very easy.



The AutosetApp gives you the opportunity to stay in the tractor cab and always spread with the correct settings!

The AutosetApp is a software application which is integrated in the IsoMatch GEOCONTROL® software. Just enter the information you got from your granule size box into the AutosetApp on your terminal and the GEOSPREAD® spreader will adjust itself.

The AutosetApp will also work in combination with the standard Kubota weighing spreaders, with the exception that the discharge point needs to be adjusted manually on the spreader itself.

The AutosetApp can connect to the fertiliser spreading database in two different ways. You can connect it to the online database via the IsoMatch Wireless WIFI USB adapter or download the most actual database from the website www.kubotaspreedingcharts.com on an USB stick and upload the database directly into the IsoMatch Tellus GO+ or PRO terminal.



Efficient farming: discover the possibilities

Kubota's precision farming offering consists of innovative and custom made equipment, designed to manage your farm with success. Now you can carry out the work in a smarter, more efficient and easier way to get the best out of your machines and crops, as well as saving time and money on fertiliser, chemicals and seeds.



Be a PRO in increasing productivity

The IsoMatch Tellus PRO 12-inch terminal provides you with the optimal solution for an all-in-one control system inside the tractor cab including automatic steering. It is the centre for connecting all ISOBUS machines, running precision farming applications and Farm Management Systems. It offers everything you need to get the maximum out of your machines and crop, as well as cost savings in fertiliser, chemicals and seeds by using automatic section control and variable rate control. With the dual screen functionality it gives you the opportunity to view and manage two machines and/or processes simultaneously.

Easy control management

The IsoMatch Tellus GO+ is a cost-efficient 7-inch terminal, especially developed for managing the machine in a simple way. You are in full control of the machine in exactly the way you want. Easily set up the machine with the soft keys via the 7-inch touch screen and for optimal control while driving simply use the hard keys and rotary switch. Controlling the implement has never been so easy.





Did you know?

Did you know that Kubota is an ISOBUS pioneer? The Kubota company Kverneland Group invented the ISOBUS technology. And incidentally: Kubota is also leading the industry in AEF certified ISOBUS compatibilites.

100% focus, the best performance

As tractor steering with IsoMatch AutoDrive-E is handled automatically, you have the freedom to control and monitor your work in an easy way. While the work is more efficient and overlaps are avoided, you can completely focus on the result in the field. (Only in combination with IsoMatch Tellus PRO).



IsoMatch Grip

This ISOBUS auxiliary device is made for maximum machine control and efficient farming. Operate up to 44 implement functions per machine.

Advanced precision farming software

IsoMatch GEOCONTROL® is an advanced software application within the IsoMatch terminals that helps you to control all ISOBUS compatible Kubota machines. Combined with a GPS receiver it fulfils the future needs in terms of innovative and efficient farming! The IsoMatch GEOCONTROL® precision farming application includes Manual Guidance and Data Management free of charge. It is possible to expand this application with Section Control and/or Variable Rate Control.



IsoMatch Global 2

The essential accessory for IsoMatch GEOCONTROL® is the IsoMatch Global 2 GPS antenna, with DGPS accuracy. It enables satellite navigation for site-specific section control, variable rate application and field registration.



IsoMatch InLine

The IsoMatch InLine is a light bar which allows easy manual guidance. It is the perfect assistant to get you as close as possible to your desired A-B line



IsoMatch (Multi)Eye

IsoMatch MultiEye is an accessory for connecting up to four cameras to the IsoMatch terminals. You can easily switch between the cameras with the remote control box which is standard included.

Kubota Farm Solutions: 360° performance for 100% success

We understand that you need more than powerful tractors and implements to succeed: namely, an integrated system of products and services to increase your competitiveness and preparation for the future. With Kubota Farm Solutions (KFS), we have brought together our solutions in a system – and targeted our proposition to you. From intelligent technology to individual services, the KFS advantages complement each other, forming a circle that ends where it begins: with our commitment to support you a little better every time, now and in the future.





Performance

You have a clear objective: to get your work done productively and successfully while being relaxed. Kubota offers you the equipment that can best support you in this endeavour. Whichever tractor or implements you decide on, you can always count on proven quality, excellent performance, and co-ordinated features. In short: intelligent and reliable technology that gets you a decisive step closer to your goal.



Control

You want full control over what you are doing. Kubota provides you with perfectly integrated systems to help you achieve that. From machine optimisation to implement monitoring, you can control the tractor and resources easily from a single terminal. This not only provides you with a better overview of all work processes, but also allows you to work without stress.



Optimisation

You know exactly how you want to get your work done: efficiently, precisely, and most comfortably. Kubota gives you everything you need to obtain optimal results while remaining at ease. With our ISOBUS technology, precision farming solutions, and automatic steering system, you can apply seeds, fertilisers, and pesticides with extreme precision. This lowers your costs and reduces your workload.



Value protection

You know what it takes to be commercially successful: top performance with every task and top conditions over many years. Once again, Kubota offers solutions that fulfil what they promise. Our parts are manufactured to the same high standards and strict specifications as the Kubota machines.



Finance management

You want to improve your productivity, but not at any cost. With Kubota Finance, you can make your planned investment with ease, convenience, and safety. Whether financing or leasing, you benefit from professional advice and attractive conditions. All you need in order to gain the advantages of a technology that drives your success forward. Whether you need machines or services, you have full control of the costs.

Technical data

Model		DSC	DSM	DSM-W	DSM-W GEOSPREAD®
1. Hopper capacity					
Hopper capacity	(l)	700 - 900 - 1,400	1,100 - 1,550 - 2,000	1,100 - 1,550 - 2,000	1,100 - 1,550 - 2,000 - 2,450
	(l)				1,300 - 1,800 - 2,300 - 2,800
2. Working width					
Spread width	(m)	9-21 ▲ ¹	10-28 ▲ ¹	10-28 ▲ ¹	10-33 ▲ ¹
Output	(kg/min)	10-230	10-320	10-320	10-320
3. Measurements					
Filling height	(cm)	96 - 108 - 128	100 - 119 - 138	100 - 119 - 138	108 - 127 - 146 - 165
	(cm)				113 - 132 - 151 - 170
Width	(cm)	154 - 154 - 176	220	220	220 / 245
Filling width	(cm)	148 - 148 - 170	214	214	214 / 239
4. Weight					
Empty weight	(kg)	250 - 270 - 300	330 - 355 - 380	400 - 425 - 450	480 - 505 - 530 - 550
	(kg)				496 - 521 - 547 - 570
5. Controls					
Hydraulic control		○	○	-	-
Comfort Control II		-	○	-	-
IsoMatch Tellus GO+		-	-	○	○
IsoMatch Tellus PRO		-	-	○	○
6. Equipment (factory fitted)					
PTO overload clutch		●	●	●	●
Hopper sieves		●	●	●	●
Agitator		●	●	●	-
Slow rotating agitator		-	-	-	●
Fine application		○	●	●	●
Granule size box		●	●	●	●
Inclinometer		-	-	-	-
7. Accessories (also loose available)					
7.1. Safety equipment					
Warning triangle		○	○	○	○
Reflector decals		○	○	○	○
LED light set		○	○	○	○
7.2. Border spreading					
Topdressing kit		○	-	-	-
Tramline and topdressing kit		○	○	-	-
Border spreading plate		○	○	○	○
Hydraulic border spreading plate		-	○	○	○
TrimFlow border spreading system		-	○	○	○
7.3. Working width accessories					
Kit to spread 20/21m		○	-	-	-
Kit to spread 27/28m		-	○	○	-
Kit to spread 27/33m		-	-	-	○
Heavy duty vanes (L=285 mm)		-	-	-	-
Lift vanes (L=330 mm)		-	-	-	-
7.4. Other					
Calibration container		○	○	○	○
Hopper emptying kit		○	○	○	○
Hopper cover		▲ ²	○	○	○
Ladder		-	○	○	-
Side step		-	-	-	○
Mudguards		-	-	-	○
Storage frame with parking wheels		-	○	○	○
1 or 2 d.a. valve (separate closing L/R)		-	○	-	-
Hydraulic drive		-	-	-	○
Pellet sieves		-	-	-	-
Left/right hopper level sensor		-	-	-	○
Category 3/4 mounting frame		-	-	-	-

● = standard ○ = optional ▲¹ Depending on fertiliser type and type of vanes ▲² Fits only on DSC1400

Model		DSX	DSX-W GEOSPREAD®	DSXL-W GEOSPREAD®
1. Hopper capacity				
Hopper capacity	(l)	1,500 - 2,150 - 2,800	1,500 - 2,150 - 2,800	1,875 - 2,550
	(l)	1,875 - 2,550	1,875 - 2,550	
2. Working width				
Spread width	(m)	12-54 ▲ ¹	12-54 ▲ ¹	24-45 ▲ ¹
Output	(kg/min)	10-320	10-320	10-540
3. Measurements				
Filling height	(cm)	110 - 129 - 148	110 - 129 - 148	123 - 142
	(cm)	120 - 139	120 - 139	
Width	(cm)	275 / 290	275 / 290	290
Filling width	(cm)	269 / 284	269 / 284	269 / 284
4. Weight				
Empty weight	(kg)	500- 530 - 560	640 - 670 - 700	705 - 735
	(kg)	515 - 545	680 - 710	
5. Controls				
Hydraulic control		○	-	-
Comfort Control II		○	-	-
IsoMatch Tellus GO+		-	○	○
IsoMatch Tellus PRO		-	○	○
6. Equipment (factory fitted)				
PTO overload clutch		●	●	●
Hopper sieves		●	●	●
Agitator		-	-	-
Slow rotating agitator		●	●	●
Fine application		●	●	●
Granule size box		●	●	●
Inclinometer		●	●	●
7. Accessories (also loose available)				
7.1. Safety equipment				
Warning triangle		○	○	○
Reflector decals		●	●	●
LED light set		●	●	●
7.2. Border spreading				
Topdressing kit		-	-	-
Tramline and topdressing kit		-	-	-
Border spreading plate		○	○	○
Hydraulic border spreading plate		○	○	○
TrimFlow border spreading system		○	○	○
7.3. Working width accessories				
Kit to spread 20/21m		-	-	-
Kit to spread 27/28m		-	-	-
Kit to spread 27/30m		-	○	○
Heavy duty vanes (L=285 mm)		○	○	○
Lift vanes (L=330 mm)		○	○	○
7.4. Other				
Calibration container		○	○	○
Hopper emptying kit		○	○	○
(Electric) hopper cover		○	○	○
Ladder		○	○	○
Side step		○	○	○
Mudguards		○	○	○
Storage frame with parking wheels		○	○	○
1 or 2 d.a. valve (separate closing L/R)		○	-	-
Hydraulic drive		○	○	○
Pellet sieves		○	○	○
Left/right hopper level sensor		-	○	○
Category 3/4 mounting frame		○	○	○

The company reserves the right to change the above specifications without notice. This brochure is for descriptive purpose only. Some of the items pictured in this brochure are optional and not standard equipment. Please consult your local Kubota dealer for warranty, safety or product information. For your safety, Kubota strongly recommend the use of a seat belt in all applications.

® = trademark protection in the EU.

©2020 Kverneland Group Nieuw-Vennep BV

The Kubota logo is rendered in a teal, stylized font. The letters are bold and rounded, with a unique design for the 'u' and 'o' characters. A registered trademark symbol (®) is located at the bottom right of the logo.

Visit our web site at: www.kubota.co.uk

K-1000-005-UK. Printed 10.2020.