


For Earth, For Life
Kubota


BF

KUBOTA
BF3500 SERIES





**Fresh
thinking is
the answer
to today's
challenges.**



The challenges facing the agricultural sector are becoming increasingly bigger. And when times are tough, only one thing helps: a new way of thinking. Envisaging alternative options and making smart decisions. For your next tractor purchase, this means opting for efficiency instead of image. For a tractor that can do tough work with top performance whilst under constant strain. And all that at a reasonable price. A Kubota tractor is exactly the right alternative at times like these.



#Highlights

BF3500: high output – high performance

Extensive knowledge from many years in the baler business have been incorporated into the new BF3500 fixed chamber baler from Kubota. Unrivalled bale quality, superb output and outstanding reliability are key features provided by the fully optimized design.

Bale production on a new level


The production of high quality bales is key to efficient operation. Experienced baling professionals will appreciate the well formed, dense bales. They don't just look good, but they are better to wrap, stack and transport, giving benefits all the way down the line, maximising forage quality and the feed value of valuable crops.



BF3500 series

Super wide 2.3m working width pick-up. PowerMax: New SuperCut-15 chopping system for optimum cutting performance – excellent crop handling in all conditions. Bale diameter 1.25m.





Clean raking performance in all crops



High capacity pick-up

Assured handling of the widest swaths with BF3500's new super wide 2.3m working width pick-up. Despite its class leading working width, transport width remains narrower than rivals due to an innovative internal drive system – there's no need to remove or fold the guide wheels prior to road transport, making your life easier and reducing downtime.

The low profile reel effectively gets under the shortest crops, while five rows of closely spaced tines provide clean raking even in the toughest working conditions. Performance has been further enhanced with 10mm longer tines in combination new with wider strippers for even more effective cleaning in wet conditions.



Hydraulic pick-up lift with integrated suspension system for accurate ground following.



2.3m Pick-up.



Generous flotation tyres with simple height adjustment.

New 2.3m extra wide pick-up

- Equipped with five tine bars with 34 tines per bar.
- Each tine bar is supported by four ball bearings along its length.
- Twin easy access cam tracks located at both ends of the pick-up.
- Large diameter roller crop press for increased intake speeds.
- Innovative inboard driveline design for reduced transport width.

Renowned reliability

As well as offering outstanding performance Kubota pick-up reels have a reputation for reliability. Compare the specification with competitors and the difference is clear to see: Each tine bar is supported on multiple bearings, while the tine bars are operated by a cam track located at both ends of the pick-up.

In addition the entire pick-up driveline on BF3500 models has been upgraded for further enhanced durability – a truly great combination that gets your crop off the ground with minimal maintenance during long working days.



Compact internal drive system

The BF3500 pick-up features a patented internal drive system. This offers multiple advantages compared to conventional systems:

- Overall width is reduced as the drive sprocket is contained within the guide flares, so pick-up wheels do not need to be removed for transport. (although on board storage is also provided for those really tight spots).
- The twin cam tracks are located on the outside of the pick-up frame, allowing for easy access to both the cam itself and the cam follower bearings.
- The large diameter drive sprocket results in reduced wear potential compared to separate externally mounted sprockets.
- There is no 'dead area' at the outside of the pick-up to potentially restrict crop flow.





Hungry intake performance: superior capacity

A new intake rotor with re-profiled tines and a 15% larger diameter provides assured capacity to cope with the toughest harvest conditions. Tines are arranged in a double helix which has been shown to reduce peak loads. The resulting boost in performance is especially useful when working in heavy first cut crops.



Extra capacity in all crop conditions

Reduced power requirement compared to previous models is provided by a new design of cutting floor, which features a smoother profile for improved crop flow.

Enjoy hassle free blockage clearance with Kubota's patented parallelogram drop floor system. It's unique action gives increased clearance when lowered, not just at the rear like conventional drop floors, but also at the front, so you are quickly back baling again.

New SuperCut 15 chopping system for optimum cCutting performance

New SuperCut-15 knife pre-chopping system provides higher efficiency and improved crop flow into the baler. Specially profiled knives have been developed to give a consistent chop length with a low power requirement. With a chop length of 70mm, it is the ideal solution for producing tight, dense bales, which result in improved fermentation, with the further benefit of easier feeding out of bales and less wastage.



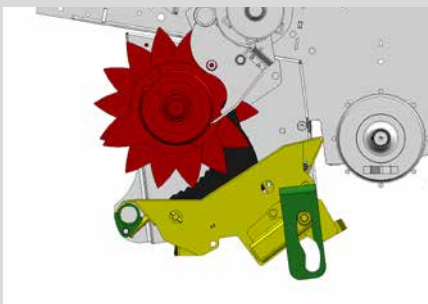
Individual knife protection

Each knife is individually spring protected against foreign obstacles, giving a higher level of protection than systems that protect only the complete knife bank. In the event of contact with an foreign object such as a stone, the knife will deflect. When the obstacle has passed, the knife automatically resets. Working with or without knives can be selected from the comfort of the tractor seat, with the monitor showing the status of the knives at all times.

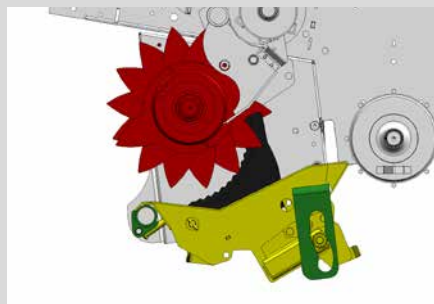
Parallelogram DropFloor system for faster unblocking

The SuperCut 15 intake system is equipped with the super effective Kubota Parallelogram drop floor system, which brings faster and easier clearing of blockages. The system not only lowers the rear edge of the drop floor as per traditional systems, but also lowers the front section of the floor, where a blockage is more likely to occur.

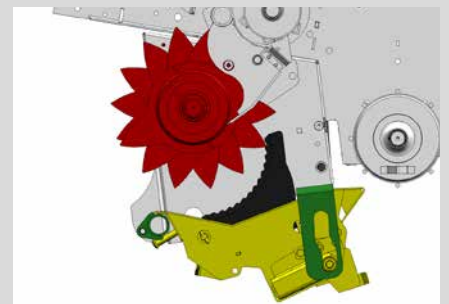
Easier removal of all blockage types = More productive time spent baling



Drop Floor in working position.



Drop Floor in mid position.



Drop Floor in fully lowered position.



Did you know?

Did you know that our parts are manufactured to the same high standards and strict specifications as the Kubota machines? Genuine parts will always work and fit as intended, and are guaranteed to keep your machine running at maximum performance.



The PowerBind net wrap system spreads the net past the edge of the bale.



Easy access storage for net and twine for long working days.



Very low loading height and easy threading of the system make for minimum downtime and maximum time baling.



Great looking bales – time after time

With a Kubota BF baler you're sure to leave a field of great looking bales. PowerBind net and twine systems ensure neat, tightly wrapped bales.

Fast acting net cycle

BF3500 is equipped with the patented front mounted PowerBind net system. PowerBind eliminates troublesome feed rollers and has market leading cycle time.

Minimum time stationary – maximum time baling

The net is continuously retained in the PowerBind injection arm. When the bale is 90% complete the arm moves forward ready for the net injection. When the bale is 100% complete net is fed directly onto the bale in a flat movement angle keeping the net tight at all times, providing accurate and extremely reliable net injection. PowerBind gives you the confidence of doing a professional job, without influence from wind or crop build-up.

Low net loading height

PowerBind offers very low loading height for maximum convenience and time saving. To replace the empty roll just swing out the shaft and slide on a new roll.





Easy to use control systems: setting and control in comfort

Take long working days in your stride with BF3500s' simple to use control system. Clear colour screen displays and simple graphics show baling information at a glance. All important settings are made from the comfort of the tractor seat, allowing on the move adjustment and a comfortable working environment.



Focus 3 terminal.

Focus 3

BF3500 is standard equipped with the Focus 3 terminal designed for easy operation with the following functions controlled from the terminal:

- Bale density adjustment
- Net quantity adjustment
- Tying information during binding cycle
- Selection of manual or automatic binding
- Five daily bale counters & total bale counter
- Selection of knives, drop floor or pick-up raise/lower function



IsoMatch Tellus GO+* – Compact ISOBUS terminal

IsoMatch Tellus GO+ is a full ISOBUS terminal. The compact design makes it easy to integrate in the tractor cab. Tellus GO+ is equipped with a 7-inch full colour touch screen with hard keys combined with a rotary switch for direct access to main functions.

ISOBUS (option)

All models can be optionally specified with full ISOBUS compatibility for direct connection to an ISOBUS tractor, enabling the baler to work through the tractor terminal. In addition to direct connection to the tractor, ISO specified machines can also be supplied with either Tellus GO+ or IsoMatch Tellus Pro touch screen terminals.

IsoMatch Tellus Pro terminal*

The IsoMatch Tellus Pro is a virtual terminal combining two Interface screens in one terminal. The 12" touch screen offers ergonomic use and is designed for clear viewing during long days of operation.

With an ever increasing number of functionalities, such as rear view cameras, the Tellus Pro terminal allows the baler interface to be viewed in the top screen, with a camera display to monitor finished bales active in lower part.

(*) These fully ISO terminals can be fitted on BF3500, provided the baler is factory ordered with Isobus compatibility option.





#BF3500




PowerMax full roller bale chamber: multi-crop flexibility

Top Performance in all Conditions – BF3500 is the specialist baler for heavy silage conditions. The bale chamber is formed by 18 ribbed profile rollers which ensures maximum bale density and superb bale rotation in all conditions, while power requirement is also kept to a minimum for more efficient operation.



High density bale production with PowerMax full roller bale chamber



Full roller bale chamber for ultimate versatility

The PowerMax bale chamber incorporates 18 heavy duty rollers arranged in a perfect circle for maximum bale rotation capability in all conditions. This is the ideal solution for producing well shaped and dense bales.



Lower main bale chamber with twin support rollers.

Perfect bale formation

Production of consistent, high density bales in both wet and dry material is assured. Two rollers in the lower section of the main bale chamber spread the load, reducing stress and increasing working lifetime.




Adaptable bale density

For ultimate flexibility and ease of operation bale density is hydraulically controlled and continuously monitored electronically. Density level can be precisely tailored from the comfort of the tractor cab according to prevailing crop conditions.

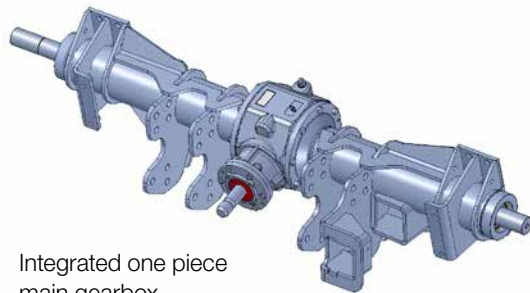


Electronic bale density control.



Rugged driveline concept: ultimate reliability

In today's busy world no-one can afford downtime. In a busy baling season timeliness is everything. To guarantee the lowest possible running costs, the Kubota engineering team came up with a simple yet rugged driveline for BF3500.



Integrated one piece main gearbox.

BF3500 – designed for the toughest conditions

From the one piece integrated main input gearbox, through to oversize drive sprockets and 50mm diameter roller bearings, everything is geared towards ultimate durability, driving down maintenance and operating costs.

High specification combined with simple maintenance

Time is money – and less time spent on daily maintenance, means more time for baling. The SuperCut intake rotor and all bale chamber drives are equipped with heavy duty 1¼” pitch chains.

Long-life ‘HBC’ rated chains are specified and are all equipped with a spring loaded tensioner with handy gauge plate, allowing you to see at a glance if adjustment is required. Joiner links on chains are also colour marked for easy identification at a later date.

Drive sprockets are attached by taper-lock bush, completely eliminating any possibility of wear compared to splined or keyway type fixings.



Heavy duty bearings for extended service life
 Bale chamber rollers are carried on 50mm diameter bearings at both ends. Over specified double row bearings are utilised on six main load points for maximum capacity and assured long term reliability even when working in tough conditions.

Integrated gearbox

BF3500 features a one piece integrated input gearbox, which also incorporates drawbar and parking stand mountings. Drive to the rotor and bale chamber are split, balancing out torque loadings, while separate output shafts and bearings are eliminated. Perfect alignment and distribution of loads is guaranteed – your assurance of long term reliability.



1¼” High specification ‘HBC’ chains are utilised on all bale chamber and rotor drives.

Steel hydraulic pipes for ultimate reliability

Every step has been taken to maximise reliability. Rubber hoses have been eliminated from the hydraulic system wherever possible and replaced with steel pipes for ultimate durability.



Rigid steel pipes for hydraulic circuits.



Quality & reliability: reduced downtime

Experience and intuition built-in: Decades of experience designing machines to perform all over the world go into building every Kubota baler. As well as a focus on in-field performance, ease of maintenance and carrying out routine service tasks have been given a high priority.



The optional bale ramp ensures the bale rolls clear of the tailgate to avoid having to reverse before discharging the completed bale.



Automatic chain lube for extended life

Keeping chains correctly lubricated is crucial to extended lifetime. BF3500 is equipped with an automatic system supplying oil to each individual chain. The system is equipped with a generous six litre capacity tank, while the quantity of oil delivered to each outlet can be individually fine tuned to vary the amount of oil provided. Each oil pipe is colour coded for simple identification.



Large capacity chain lube tank.



Automatic chain lubrication with individually adjustable outlets.

Remote greasing facility for bale chamber and intake rotor bearings

Bearings are simply greased from four centralised grease banks. Sequential distribution ensures an equal quantity of grease is supplied to each bearing.



Remote grease bank for bale chamber roller bearings.



Automatic chain lubrication is standard on BF3500.



Did you know?

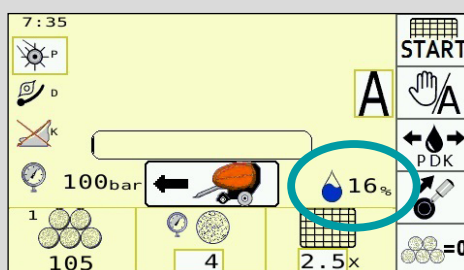
Did you know that Kubota manufactures products in seven European countries? This proximity to the market is central to the company's philosophy. Each factory adheres to the same high Japanese quality standards, whether it is located in Germany, France, or Japan.

TechnoPack (option)

Techno-Pack has been developed to offer professional farmers and contractors the optimum solution in terms of crop harvesting management

The moisture level of crop entering the bale chamber during the baling process is continuously measured and displayed on the baler terminal.

Sensor plates are mounted in the lower part of the bale chamber, from which the system calculates the percentage of moisture inside the bale. The system is able to detect moisture levels up to 50% allowing the driver to decide at any time if crops such as hay or straw are fit to bale - your assurance of always preserving the best possible forage quality.



Moisture measurement

For added operating convenience the TechnoPack gives continuous real time readout of crop moisture level during baling*. During the binding cycle the average moisture content for the completed bale is displayed.

Bale ramp sensor

Also included in the TechnoPack is a bale ramp sensor which gives a signal when the discharged bale is clear of the bale ramp.



Moisture sensors located inside bale chamber.

Kubota Farm Solutions: 360° performance for 100% success

We understand that you need more than powerful tractors and implements to succeed: namely, an integrated system of products and services to increase your competitiveness and preparation for the future. With Kubota Farm Solutions (KFS), we have brought together our solutions in a system— and targeted our proposition to you. From intelligent technology to individual services, the KFS advantages complement each other, forming a circle that ends where it begins: with our commitment to support you a little better every time, now and in the future.





Performance

You have a clear objective: to get your work done productively and successfully while being relaxed. Kubota offers you the equipment that can best support you in this endeavour. Whichever tractor or implements you decide on, you can always count on proven quality, excellent performance, and co-ordinated features. In short: intelligent and reliable technology that gets you a decisive step closer to your goal.



Control

You want full control over what you are doing. Kubota provides you with perfectly integrated systems to help you achieve that. From machine optimisation to implement monitoring, you can control the tractor and resources easily from a single terminal. This not only provides you with a better overview of all work processes, but also allows you to work without stress.



Optimisation

You know exactly how you want to get your work done: efficiently, precisely, and most comfortably. Kubota gives you everything you need to obtain optimal results while remaining at ease. With our ISOBUS technology, precision farming solutions, and automatic steering system, you can apply seeds, fertilisers, and pesticides with extreme precision. This lowers your costs and reduces your workload.



Value protection

You know what it takes to be commercially successful: top performance with every task and top conditions over many years. Once again, Kubota offers solutions that fulfil what they promise. Our parts are manufactured to the same high standards and strict specifications as the Kubota machines.



Finance management

You want to improve your productivity, but not at any cost. With Kubota Finance, you can make your planned investment with ease, convenience, and safety. Whether financing or leasing, you benefit from professional advice and attractive conditions. All you need in order to gain the advantages of a technology that drives your success forward. Whether you need machines or services, you have full control of the costs.

Technical data

Model		BF3500
Weight and dimensions		
Length	mm (in)	4150 (163.4")
Width	mm (in)	2750 (108.27")
Height	mm (in)	2300 (90.55")
Weight appr.	Kg (lb)	3600 (7936)
Bale chamber		
Rollers	(nb)	18
Diameter	m (in)	1.25 (39")
Width	m (in)	1.23 (39")
Bale ramp		o
Tear drop plate		o
Central roller bearing greasing system		●
Pick-up		
Working width	mm (in)	2300 (2180 DIN 11220)
Tine rows	(nb)	5
Tines/row	(nb)	34
Tine spacing	mm (in)	60
Roller crop press		●
Cam clutch protection		●
2 Pneumatic gauge wheels		●
Intake		
SuperCut 15 knives		●
Single knife protection		●
Drop floor, unique pat. parallelogram action		●
Driveline		
Integrated one piece input gearbox		●
1 ¼" HBC Bale chamber & rotor drive chains		●
Automatic chain lube system		●
PTO with wide angle joint & 2200 Nm Cam clutch protection		●
Binding (PowerBind)		
Net roll capacity		3 rolls (including one in use)
Operation		
Focus 3 terminal (non Isobus)		●
Isobus compatibility option		o
IsoMatch Tellus Go (only with Isobus option)		o
IsoMatch Tellus Pro (only with Isobus option)		o
Hydraulic outlets		1 Single acting (pick-up, drop floor, knives) 1 Double acting (tailgate/density)
Wheels and Axles		
15.0/55-17		●
19.0/45-17		o
500/50-17"		o
550/45-22.5		o
Hydraulic brakes		o
Air brakes		o
Reversible drawbar		●
PTO	(rpm)	540
Recommended power requirements	(kW/hp)	65/85

- not available o option ● standard





The company reserves the right to change the above specifications without notice. This brochure is for descriptive purpose only. Some of the items pictured in this brochure are optional and not standard equipment. Please consult your local Kubota dealer for warranty, safety or product information. For your safety, Kubota strongly recommend the use of a seat belt in all applications.

©2021 Kverneland Group Ravenna Srl

Kubota®