




# Fleming



SIMPLICITY  
IS OUR  
**STRENGTH**



 UK&NI: +44 (0) 2871 342637  
 ROI: 048 71 342637  
 [info@fleming-agri.com](mailto:info@fleming-agri.com)

# Trailers

[www.fleming-agri.com](http://www.fleming-agri.com)

## TR1 & TR2 Tipping Trailers



### Features

- TR1 - 1500kg capacity
- TR2 - 2000kg capacity
- All sides are removable
- High tip for clean unloading

### Options

- Optional light Kit
- Optional handbrake
- Galvanised mesh sides



### Specification

Model	TR1	TR2
Body length	1.91m (6ft3")	2.6m (8ft5")
Width	1.2m (4ft)	1.37m (4ft6")
Floor thickness	2.5mm	3mm
Side height (cm)	32cm	36cm
Loading height to trailer floor (cm)	68cm	80cm
Loading height to top of sides (cm)	100cm	117cm
Lights	Optional	Optional
Brakes	Optional	Optional
Unladen weight	347kg	496kg
Cubic capacity (m <sup>3</sup> )	0.74	1.16
Wheel size standard	23/10.5/12	10/80/12
Wheel size optional	N/A	26/12/12.5

Model	TR1	TR2
Side height with Mesh sides (cm)	62	64
Cubic capacity with Mesh sides (m <sup>3</sup> )	1.36	2.06



## TR4 & TR6 Tipping Trailers

All 4 sides are removable and are fabricated in one piece (no water traps)

4mm Reinforced floor and side chimes fabricated in one piece for extra strength

Handbrake as standard



Hydraulic brakes & lights fitted in protective channel as standard

Parking jack as standard

Reinforced sides and hinge points

Slim-line reinforced drawbar with hose and cable stand as standard

## Features

- Ideal general purpose trailer
- High tip for clean unloading

### TR4 Trailer

- 4000kg capacity
- Size 3m x 1.9m x 0.56m (9ft9 x 6ft 3" x 22")

### TR6 Trailer

- 6000kg capacity
- Size 3.7m x 2.15m x 0.56m (12ft3 x 7ft x 22")

## Options

- Galvanised mesh sides
- Extension sides/door



Model	TR4	TR6
Cubic capacity with extension sides (m <sup>3</sup> )	5.88	8.38
Side height with extension sides (cm)	112cm	112cm
Side height with mesh sides (cm)	118cm	112cm

## Specification

Model	TR4	TR6
Body length	3m (9ft9")	3.76m (12ft3")
Width	1.9m (6ft3")	2.15m (7ft)
Floor thickness	4mm	4mm
Side height (cm)	56cm	56cm
Loading height to trailer floor (cm)	97cm	100cm
Loading height to top of sides (cm)	153cm	156cm
Lights	YES	YES
Brakes	YES	YES
Unladen weight	975kg	1464kg
Cubic capacity (m <sup>3</sup> )	2.94	4.2
Wheel size standard	10/75/15.3	12.5/80/15.3
Wheel size optional	11.5/80/15.3	400/16/15.5



## TR8 Tipping Trailer



### Features

- Ideal general purpose trailer with a large capacity of 8000kg
- High tip for clean unloading
- Lights fitted in protective channel
- Handbrake as standard
- 4m x 2.15m x 0.56m (13ft2 x 7ft x 22")

### Options

- Optional bale extension
- Optional extension sides/door

Model	TR8
Cubic capacity with extension sides (m <sup>3</sup> )	9.64
Side height with extension sides (cm)	112cm
Trailer length with bale extension (cm)	530cm



### Specification

Model	TR8
Body length	4m (13ft2")
Width	2.15m (7ft)
Floor thickness	4mm
Side height (cm)	56cm
Loading height to trailer floor (cm)	106cm
Loading height to top of sides (cm)	162cm
Lights	YES
Brakes	YES
Unladen weight	2200kg
Cubic capacity (m <sup>3</sup> )	4.82
Wheel size standard	12.5/80/15.3
Wheel size optional	400/16/15.5



## 8 Ton Monocoque Tipping Trailer (TR8M)

Solid construction Monocoque body for extra strength

Extra high sides 1260mm (49")

Tandem heavy duty parabolic spring suspension for smooth working, creating less stress on the trailer structure resulting in longer maintenance free operation

Lights positioned inside heavy duty structural channel

Heavy duty reinforced 4mm floor

Structural steel 180mm channel chassis with 6 stud axles on 12.5/80/15.3 tyres

Slim-line reinforced draw-bar with galvanised parking shoe, hose and cable stand as standard



### Specification

Model	TR8M
Body length	4m (13ft5")
Width	2.15m (7ft)
Floor thickness	4mm
Side height (cm)	120cm
Loading height to trailer floor (cm)	111cm
Loading height to top of sides (cm)	299cm
Lights	YES
Brakes	YES
Unladen weight	2300kg
Cubic capacity (m <sup>3</sup> )	10.10
Wheel size standard	12.5/80/15.3
Wheel size optional	400/16/15.5

### Features

- High tip tapered body for clean unloading
- Hydraulic brakes, lights and reflective triangles as standard
- Large capacity 8000kg
- Handbrake as standard
- 4m x 2.15m x 1.26m (13ft5" x 7ft2" 4ft)

### Options

- Optional manual tarpaulin cover
- Optional grain chute



## 10 Ton Tipping Trailer (TR10)



### TR10 Features

- Ideal general purpose trailer with a large capacity of 10,000kg
- High tip for clean unloading with high specification heavy duty 3 stage tipping hydraulic cylinder
- 4.35m x 2.23m x 0.6m (14ft3" x 7ft2" X 2ft)



### TR10M Features (Monocoque)

- Solid construction Monocoque body for extra strength
- Large capacity of 12m<sup>3</sup>
- 4.35m x 2.25m x 1.2m (14ft3" x 7ft2" x 4ft)
- Structural steel 200mm x 100mm box section channel chassis with 8 stud axles on 385/55/22.5 tyres

### Options

- Optional tarpaulin cover for TR10M only
- Optional Grain chute for TR10M only

### Specification

Model	TR10	TR10M
Body length	4.35m (14ft3")	4.35m (14ft3")
Width	2.15m (7ft)	2.4m (7ft8")
Floor thickness	5mm	5mm
Side height (cm)	60cm	120cm
Loading height to trailer floor (cm)	119cm	111cm
Loading height to top of sides (cm)	179cm	252cm
Lights	YES	YES
Brakes	YES	YES
Unladen weight	2900kg	3200kg
Cubic capacity (m <sup>3</sup> )	5.64	11.40
Wheel size standard	385/55/22.5	385/55/22.5
Wheel size optional	500/50/17	500/50/17

Model	TR10	TR10M
Cubic capacity with extension sides (m <sup>3</sup> )	11	N/A
Side height with grain sides (cm)	120cm	N/A
Trailer length with bale extension (cm)	530cm	N/A
Tarpaulin cover	N/A	Optional
Grain chute	N/A	Optional

## 12 Ton Monocoque Tipping Trailer (TR12)



### Features

- Heavy duty 12,000kg multipurpose agricultural trailer
- All chassis and body parts are manufactured from high tensile steel plate and hollow section to help reduce weight and increase payload without compromising structural strength
- Heavy duty 5mm floor

### Options

- Hydraulic back door complete with locking safety valve to avoid accidental spillage
- Galvanised silage extension kit complete with swinging back door and automatic trip
- 385/65/22.5 (super singles) in lieu of 550/45/22.5
- Front viewing window
- Manual tarpaulin cover
- Grain chute



### Specification

Model	TR12
Body length	5.1m (16ft10")
Width	2.4m (7ft11")
Floor thickness	5mm
Side height (cm)	130cm
Loading height to trailer floor (cm)	122cm
Loading height to top of sides (cm)	252cm
Lights	YES
Brakes	YES
Unladen weight	4,180kg
Cubic capacity (m <sup>3</sup> )	14.93
Wheel size standard	550/45/22.5 (8 Stud)
Wheel size optional	385/65/22.5

Model	TR12
Cubic capacity with Silage sides (m <sup>3</sup> )	24.5
Side height with silage sides (cm)	338cm
Unladen weight with silage sides	4,560kg



## 14 Ton Monocoque Tipping Trailer (TR14)



### Features

- Heavy duty 14,000kg multipurpose agricultural trailer
- All chassis and body parts are manufactured from high tensile steel plate and hollow section to help reduce weight and increase payload without compromising structural strength
- Heavy duty 5mm floor
- Front viewing window

### Options

- Hydraulic back door complete with locking safety valve to avoid accidental spillage
- Galvanised silage extension kit complete with swinging back door and automatic trip
- Manual or roll over tarpaulin cover
- Air brakes with load sensing valve
- Grain chute

Model	TR14
Cubic capacity with Silage sides (m <sup>3</sup> )	27.04
Side height with silage sides (cm)	338cm
Unladen weight with Silage Sides	5,100kg

### Specification

Model	TR14
Body length	5.7m (18ft9")
Width	2.4m (7ft11")
Floor thickness	5mm
Side height (cm)	130cm
Loading height to trailer floor (cm)	122cm
Loading height to top of sides (cm)	252cm
Lights	YES
Brakes	YES
Unladen weight	4,660kg
Cubic capacity (m <sup>3</sup> )	16.48
Wheel size standard	550/45/22.5 (10 Stud)
Wheel size optional	385/65/22.5





## 10 Ton Dump Trailer



### Features

- Heavy duty 10,000kg general purpose trailer designed to satisfy the requirements of agriculture, landscaping and building sectors
- A combination of high tensile plate and steel channel used to manufacture a heavy duty body able to deal with any cross industry requirements, matched with a hollow section chassis to reduce weight whilst retaining all of its structural strength
- Ensures fast and clean unloading with 60 degree tipping angle from twin heavy duty tipping rams, all hydraulic pipes concealed within the chassis
- Multi leaf spring suspension

### Options

- Optional drop down back door



### Specification

Model	TR10HD
Body length	4.42m
Width	2.38m
Floor thickness	8mm
Sides height (cm)	540cm
Loading height to trailer floor (cm)	1115cm
Loading height to top of sides (cm)	1695cm
Lights	YES
Brakes	YES
Unladen weight	3660kg
Cubic capacity (m <sup>3</sup> )	5.3
Wheel size standard	385x55x22.5
Wheel Size optional	500/50/17

## Flatbed Bale Trailer

TRF21 (6.5m) & TRF25 (7.6m)



## Features

- Heavy duty 8 stud wide track one piece axles for durability
- TRF21 has spring bogie tandem axles 70x70-x6 stud on 12.5/80/15.3 tyres
- TRF25 has spring bogie on tandem 80x80x8 stud axles on 385/65/22.5 super single tyres combining stability over uneven terrain and smooth road use
- TRF21 - 8000kg payload
- TRF25 - 12,000kg payload

## Specification

Model	TRF21	TRF25
Body length	6.56m	7.46m
Width	2.45m	2.45m
Floor thickness	4mm	4mm
Loading height (m)	1.02m	1.24m
Lights	YES	YES
Brakes	YES	YES
Unladen weight	2.14 Ton	2.88 Ton
Wheel size standard	12.5/80/15.3	385/65/22.5
Wheel Size optional	400/16/15.5	550/45/22.5

## Options

- Optional galvanized bale ladder for front and rear



## Standard Wheels

TR1	TR2	TR4	TR6, TR8, TR8M & TRF21	TR10, & TR10M	TRF25	TR12 & TR14
						
23/10.5/12	10/80/12	10/75/15.3	12.5/80/15.3	385/55/22.5	385/65/22.5	550/45/22.5

## Wheel Options

TR2	TR4	TR6, TR8 & TR8M	TR10 & TR10M	TRF25
				
26/12/12 10/80/12.5 26/12/12.5 (Turf Tyre)	11.5/80/15.3	400/16/15.5	500/50/17	550/45/22.5

Model	TR1	TR2	TR4	TR6	TR8	TR8M
Wheel size standard	23/10.5/12	10/80/12	10/75/15.3	12.5/80/15.3	12.5/80/15.3	12.5/80/15.3
Wheel size optional	N/A	26/12/12.5	11.5/80/15.3	400/16/15.5	400/16/15.5	400/16/15.5

Model	TR10	TR10M	TR12	TR14	TRF21	TRF25
Wheel size standard	385/55/22.5	385/55/22.5	550/45/22.5	550/45/22.5	12.5/80/15.3	385/65/22.5
Wheel size optional	500/50/17	500/50/17	385/65/22.5	385/65/22.5	400/60/15.5	550/45/22.5



Fleming Agri Products has over 160 years of manufacturing experience spanning over 5 generations of the Fleming family.

The company is now one of the leading manufacturers of agricultural equipment with a dealer network that covers not only the British Isles & Ireland, but also Europe, USA, Australia and New Zealand.

## MEET OUR SALES TEAM



**David Meban**  
Sales Manager  
(Sales South West Eng & Wales)  
Tel: +44 (0) 7794018020  
davidmeban@fleming-agri.com



**David Watters**  
(Sales Scot & N.Eng)  
Tel: +44 (0) 7944682304  
davidwatters@fleming-agri.com



**Adrian Brown**  
(Sales Central & South East England)  
Tel: +44 (0) 7778128054  
adrianbrown@fleming-agri.com



**Bryan Hunter**  
(Sales Ireland)  
NI Tel: +44 (0) 7967721606  
Rep of Ire Tel: 01 5267419  
bryan@fleming-agri.com



**Gareth Walker**  
(Office/Export Sales)  
Tel: +44 (0) 7557782872  
gareth@fleming-agri.com



**Alison Duncan**  
(Marketing/Office Sales)  
Tel: +44 (0) 7778128055  
alison@fleming-agri.com

Contact sales executives on mobile numbers

NI : 02871 342637  ROI : 04871 342637

Newbuildings Industrial Estate,  
Newbuildings, Northern Ireland, BT47 2SX

[www.fleming-agri.com](http://www.fleming-agri.com)



DEALERS NATIONWIDE